

Customer Name	<b>Standard</b>	FUJITSU MEDIA DEVICES LIMITED	
System	AMPS/PCS(Rx) Dual SAW Filter	DATE	Mar. 20, 2002
FMD Part Number	FAR-G6CS-1G9600-L255	Version 3.0	

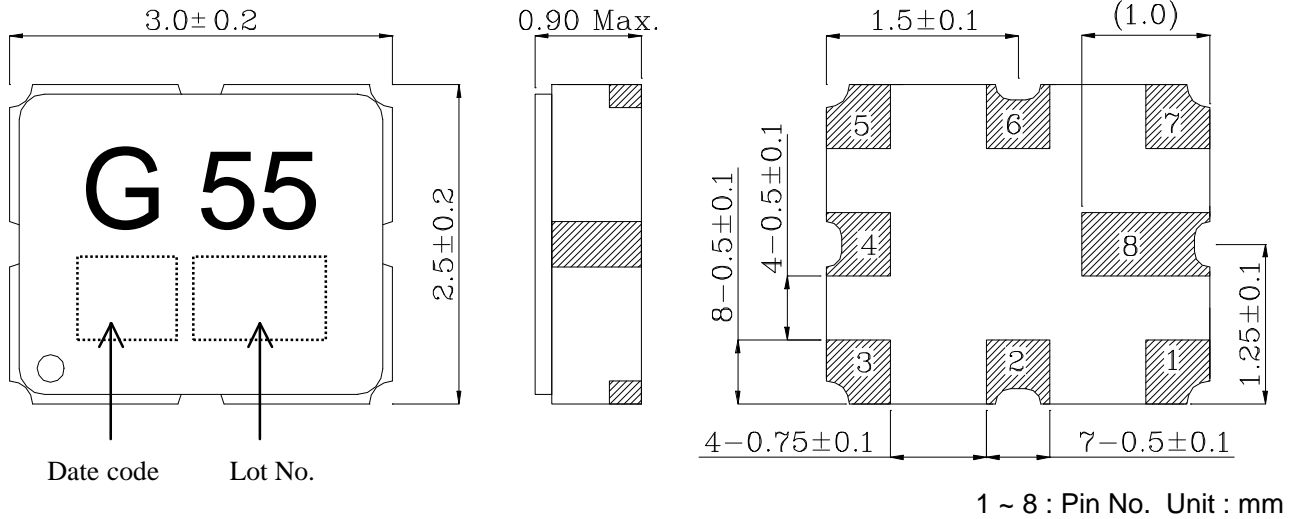
**Table 1. Electrical specifications**

<b>Filter 1 : AMPS-Rx (Passband : 869 ~ 894 MHz)</b>						
Item	Condition (MHz)	Value			Unit	Remarks
		Min.	Typ.	Max.		
Insertion Loss	869 ~ 894	-	2.0	2.5	dB	
Ripple	869 ~ 894	-	0.5	1.0	dB	
Absolute attenuation	DC ~ 800	40	50	-	dB	
	824 ~ 849	40	46	-	dB	
	914 ~ 1100	26	30	-	dB	
	1100 ~ 1500	35	42	-	dB	
	1738 ~ 2000	30	38	-	dB	
	2400 ~ 2483	30	36	-	dB	
VSWR	869 ~ 894	-	1.7	2.0	-	
<b>Filter 2 : PCS-Rx (Passband : 1930 ~ 1990 MHz)</b>						
Item	Condition (MHz)	Value			Unit	Remarks
		Min.	Typ.	Max.		
Insertion Loss	1930 ~ 1990	-	2.4	3.4	dB	
		-	-	2.8	dB	+25 ± 2 °C
Ripple	1930 ~ 1990	-	0.9	2.0	dB	
Absolute attenuation	DC ~ 1600	21	23	-	dB	
	1600 ~ 1850	21	24	-	dB	
	1850 ~ 1910	15	23	-	dB	
		17	-	-	dB	-30~+70 °C
	2010 ~ 2070	10	16	-	dB	+25 ± 2 °C
	2070 ~ 2100	25	31	-	dB	
	2400 ~ 2483	25	28	-	dB	
	3860 ~ 3980	23	27	-	dB	
VSWR	1930 ~ 1990	-	1.8	2.3	-	
Operating temperature		-30	+25	+85	°C	
Storage temperature		-40	-	+100	°C	

# 1. Dimensions and Pin assignment of G6CS series



July 11, 2001  
Version (1.3)



Pin No.	Pin name	Description
1	IN	Filter 1 input pin
2	GND	Ground pin
3	IN	Filter 2 input pin
4	GND	Ground pin
5	OUT	Filter 2 output pin
6	GND	Ground pin
7	OUT	Filter 1 output pin
8	GND	Ground pin

Filter No.	Passband(MHz)	System
1	869 ~ 894	AMPS-Rx
2	1930 ~ 1990	PCS-Rx

## 2. Test condition

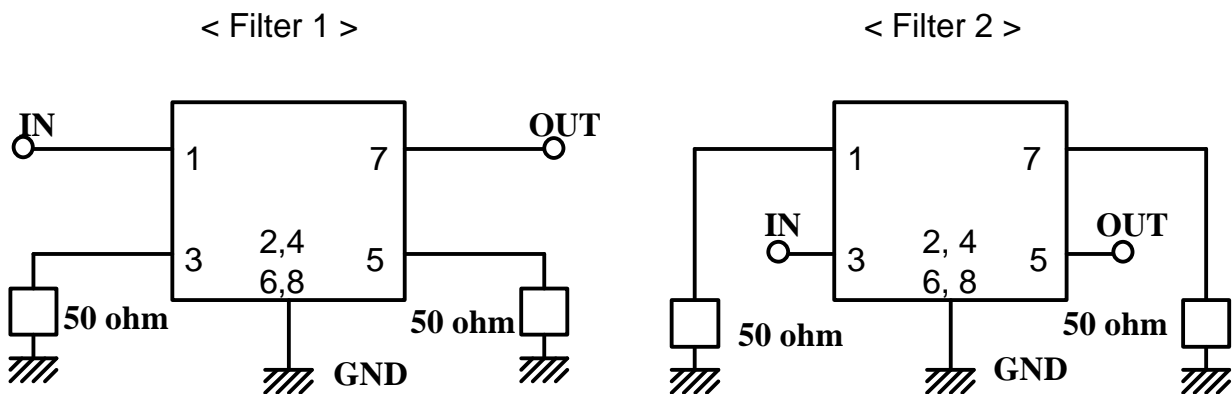


Fig. 1

Customer Name	Standard	FUJITSU MEDIA DEVICES LIMITED	
System	AMPS/PCS(Rx) Dual SAW Filter	DATE	Mar. 20, 2002
FMD Part Number	FAR-G6CS-1G9600-L255	Version 3.0	

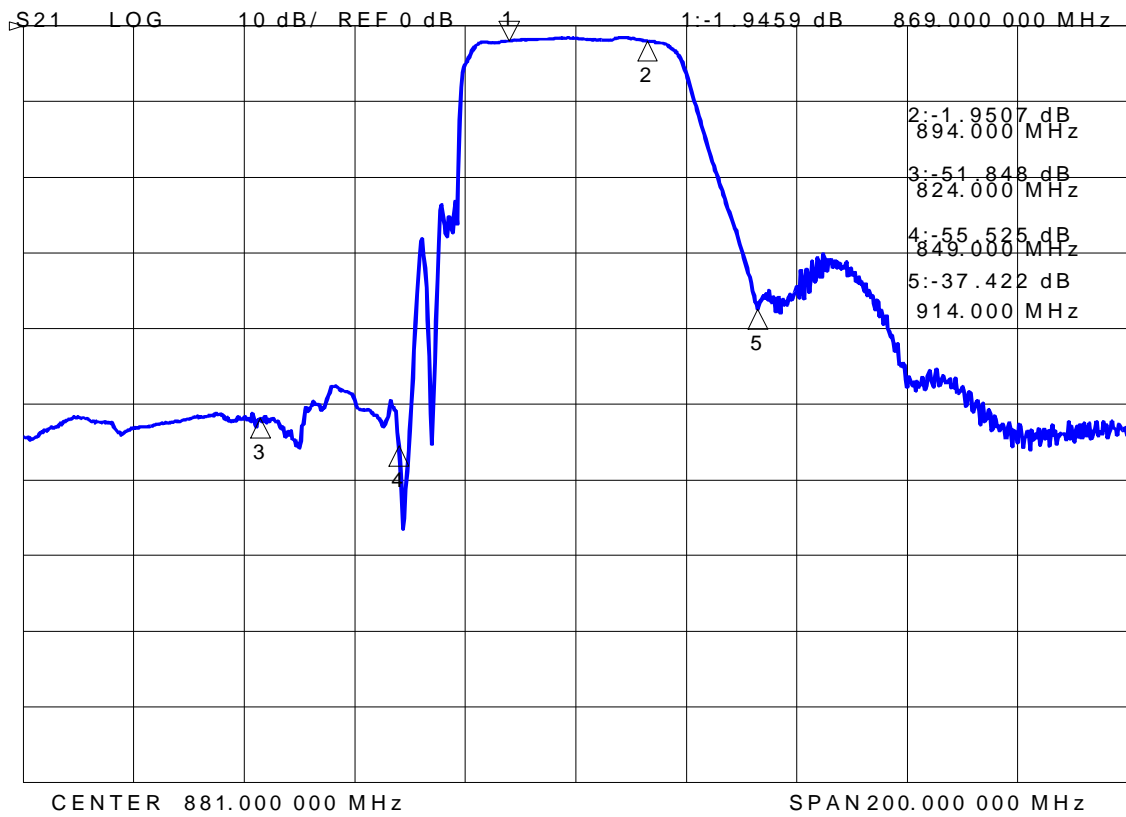


Figure 2-1. Pass-band characteristics of filter 1

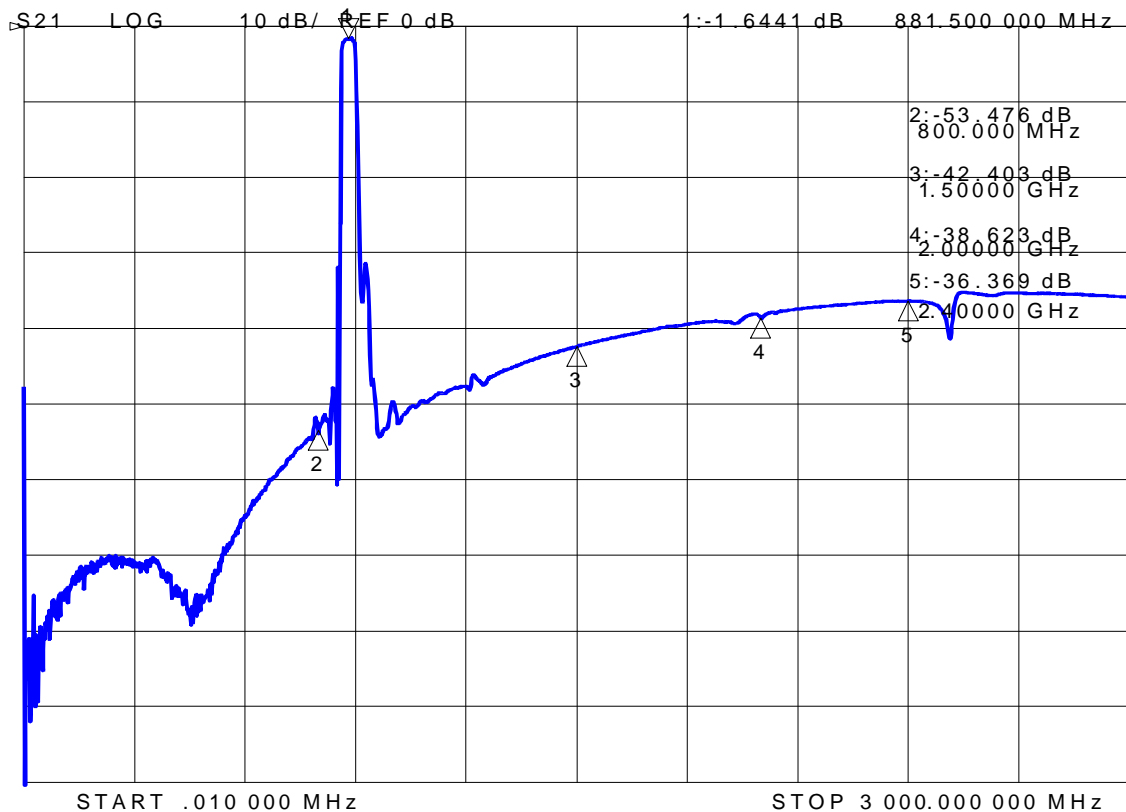


Figure 2-2. Wide-band characteristics of filter 1

Customer Name	Standard	FUJITSU MEDIA DEVICES LIMITED	
System	AMPS/PCS(Rx) Dual SAW Filter	DATE	Mar. 20, 2002
FMD Part Number	FAR-G6CS-1G9600-L255	Version 3.0	

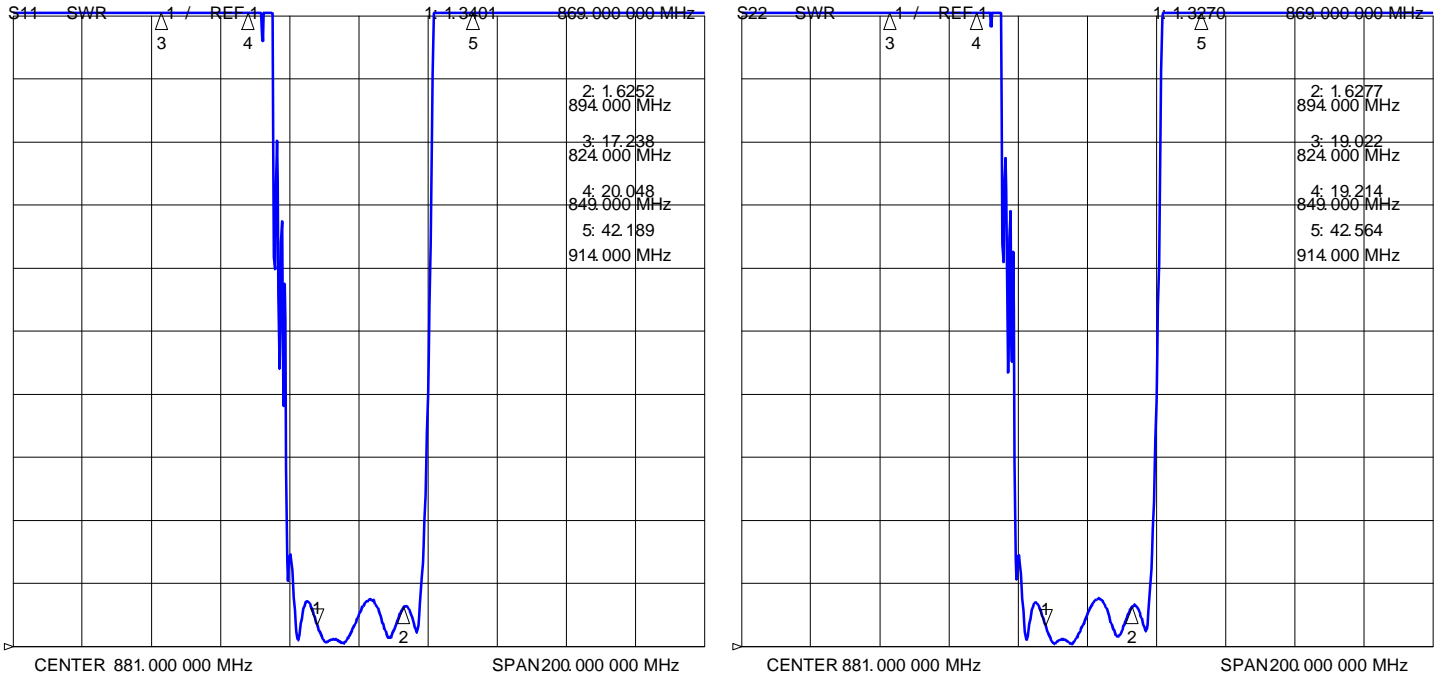


Figure 2-3. VSWR of filter 1

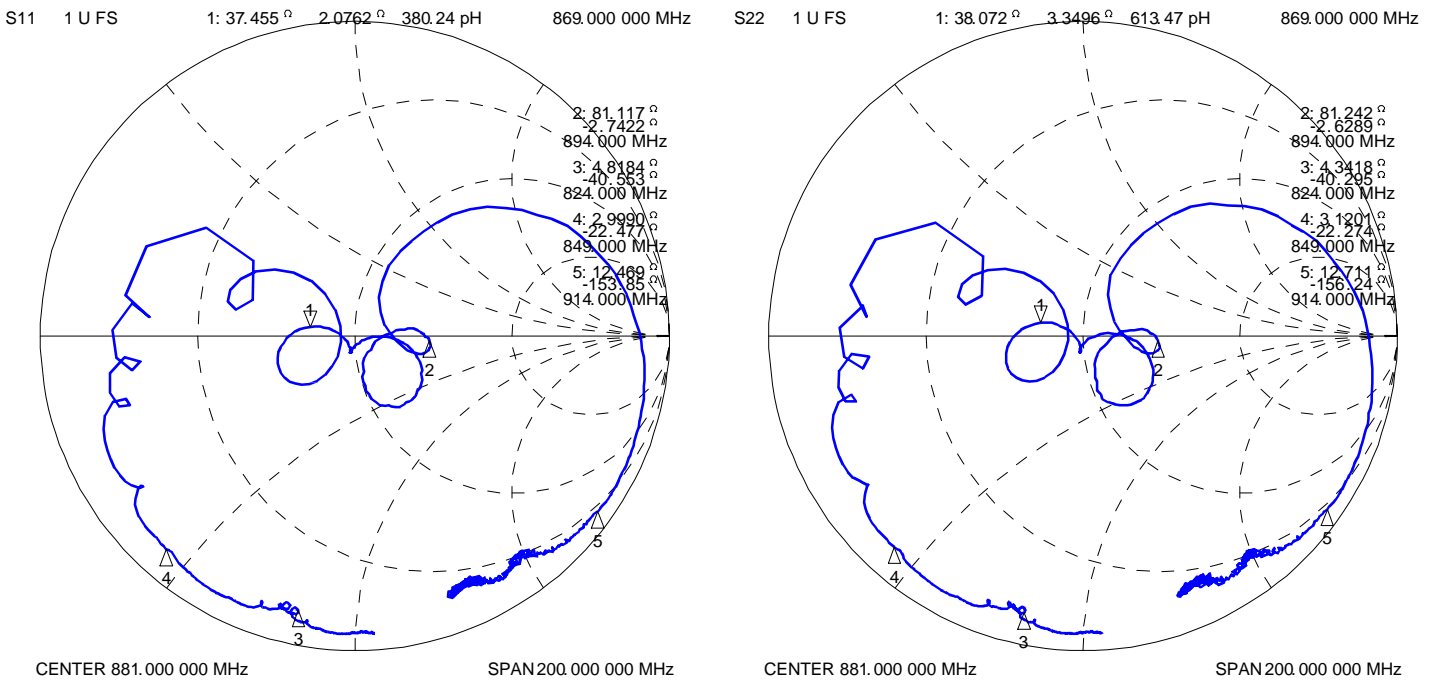


Figure 2-4. Impedance of filter 1

Customer Name	Standard	FUJITSU MEDIA DEVICES LIMITED	
System	AMPS/PCS(Rx) Dual SAW Filter	DATE	Mar. 20, 2002
FMD Part Number	FAR-G6CS-1G9600-L255	Version 3.0	

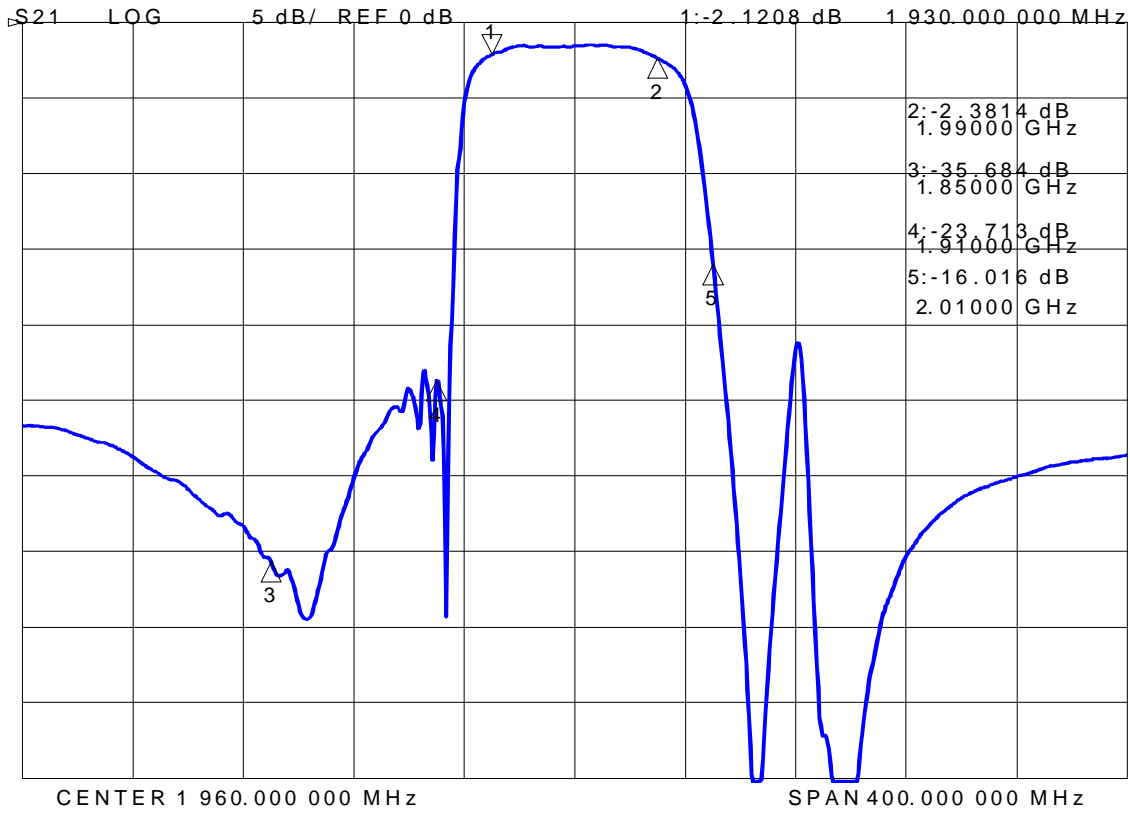


Figure 3-1. Pass-band characteristics of filter 2

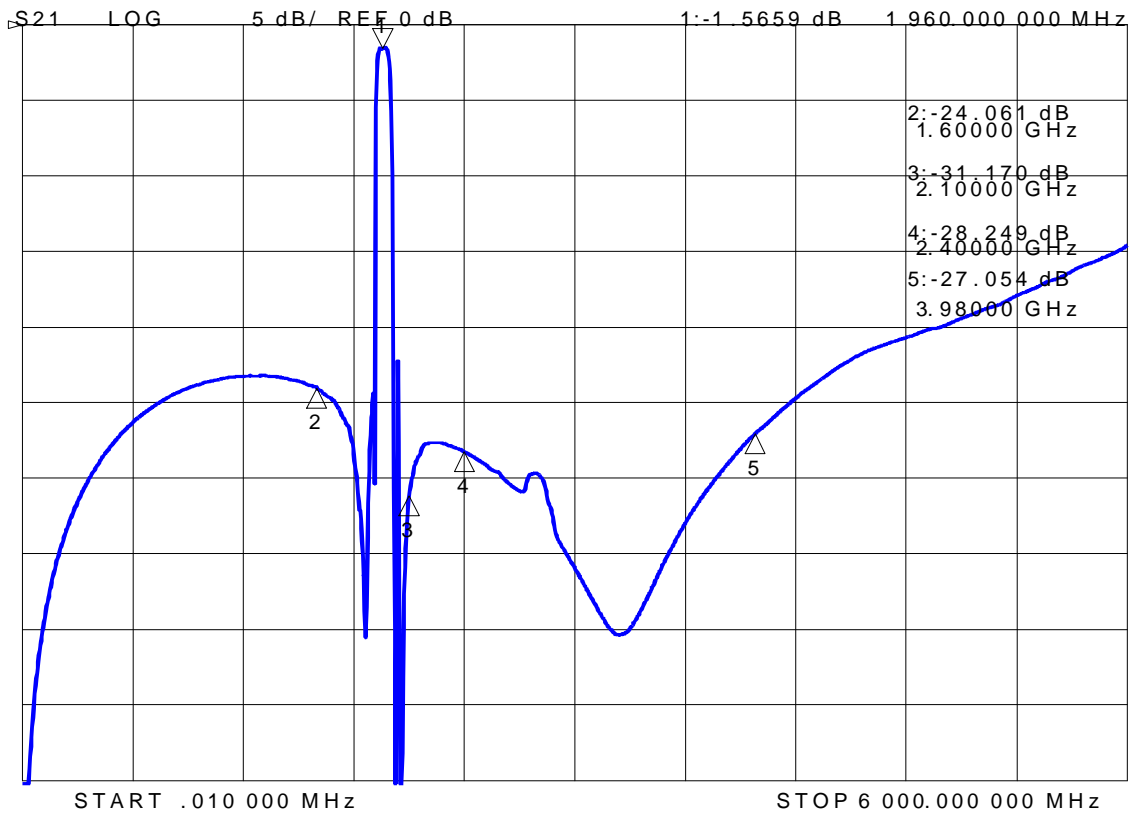
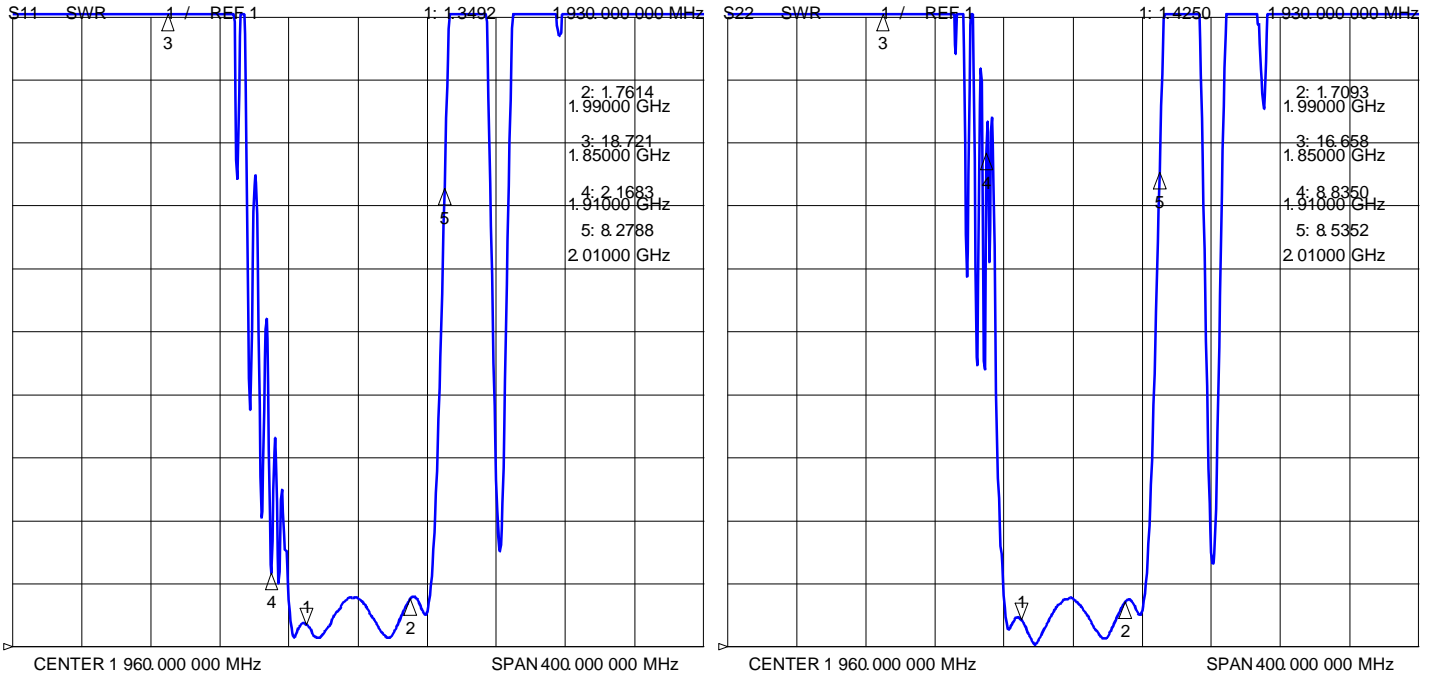
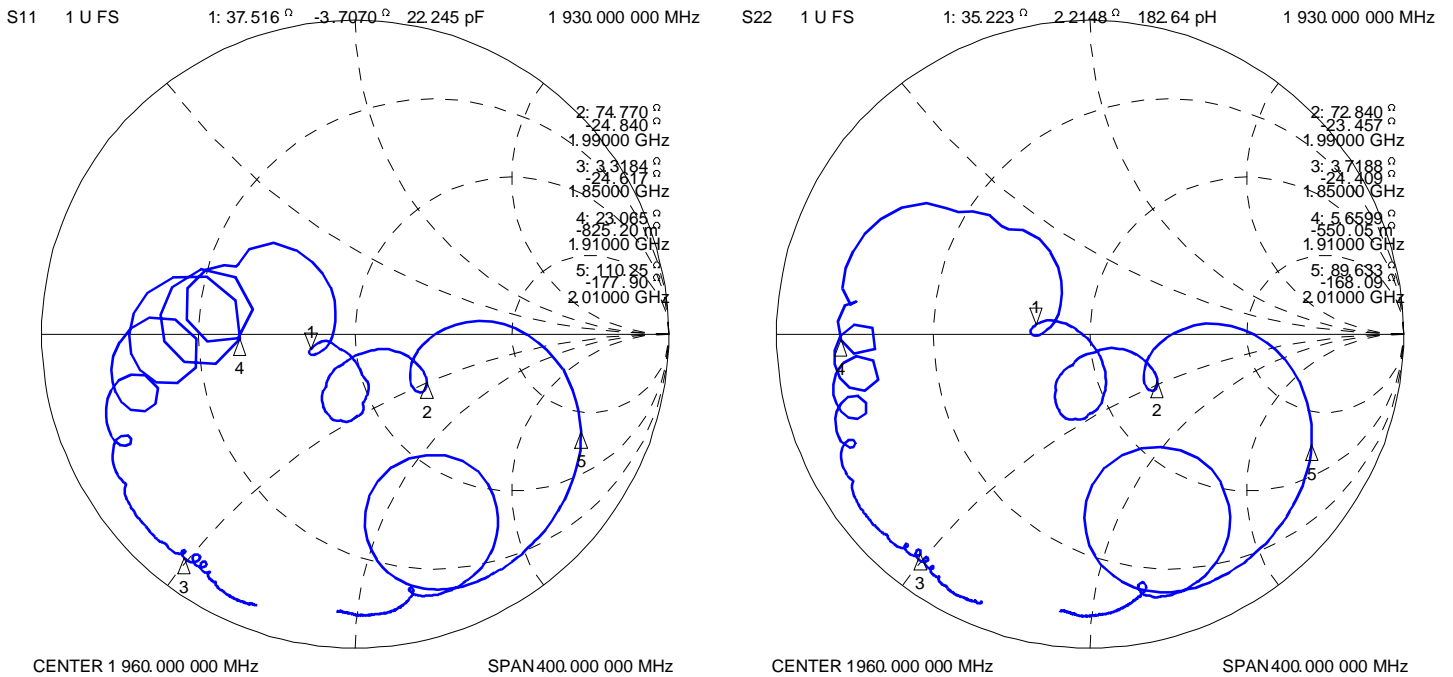


Figure 3-2. Wide-band characteristics of filter 2

Customer Name	Standard	FUJITSU MEDIA DEVICES LIMITED	
System	AMPS/PCS(Rx) Dual SAW Filter	DATE	Mar. 20, 2002
FMD Part Number	FAR-G6CS-1G9600-L255	Version 3.0	



**Figure 3-3. VSWR of filter 2**



**Figure 3-4. Impedance of filter 2**