

Customer Name	Standard	FUJITSU MEDIA DEVICES LIMITED	
System	DCS/PCS(Rx) Dual SAW Filter	DATE	Mar. 7, 2002
FMD Part Number	FAR-G6CS-1G9600-L251	Version 4.0	

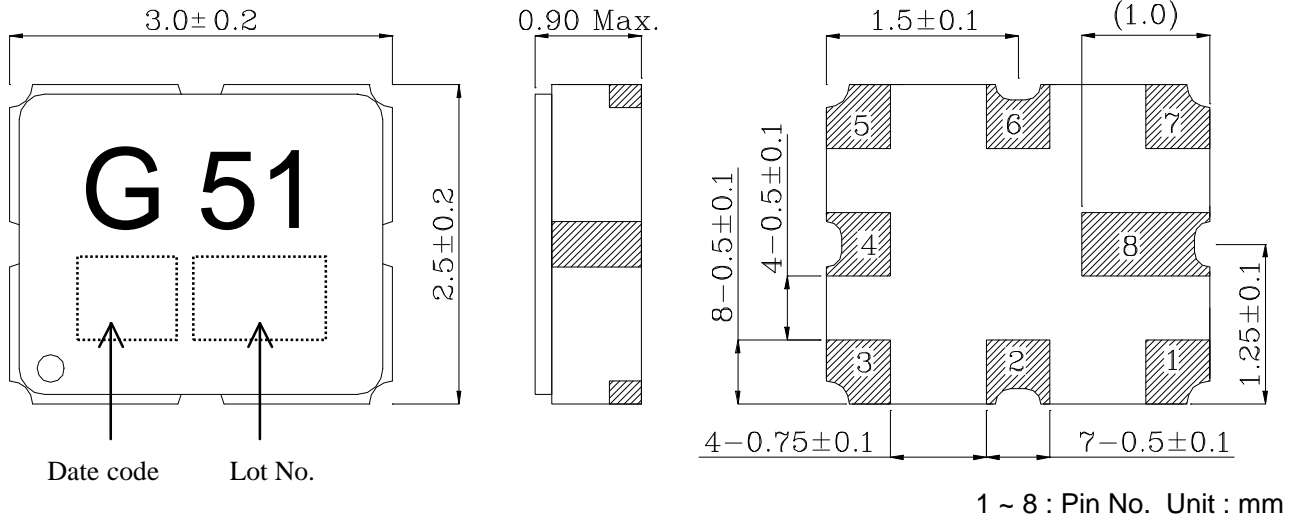
Table 1. Electrical specifications

Filter 1 : DCS-Rx (Passband : 1805 ~ 1880 MHz)						
Item	Condition (MHz)	Value			Unit	Remarks
		Min.	Typ.	Max.		
Insertion Loss	1805 ~ 1880	-	2.4	3.3	dB	
		-	-	3.0	dB	+25 ± 2 °C
Ripple	1805 ~ 1880	-	0.9	2.0	dB	
Absolute attenuation	DC ~ 1300	20	21	-	dB	
	1355 ~ 1430	20	22	-	dB	
	1600 ~ 1710	22	25	-	dB	
	1710 ~ 1785	8	26	-	dB	
		15	-	-	dB	+25 ± 2 °C
	1920 ~ 1980	25	29	-	dB	
3610 ~ 3760	20	27	-	dB		
VSWR	1805 ~ 1880	-	2.4	2.8	-	
Filter 2 : PCS-Rx (Passband : 1930 ~ 1990 MHz)						
Item	Condition (MHz)	Value			Unit	Remarks
		Min.	Typ.	Max.		
Insertion Loss	1930 ~ 1990	-	2.2	3.4	dB	
		-	-	2.8	dB	+25 ± 2 °C
Ripple	1930 ~ 1990	-	0.8	2.0	dB	
Absolute attenuation	DC ~ 1500	21	23	-	dB	
	1600 ~ 1850	22	23	-	dB	
	1850 ~ 1910	15	23	-	dB	
		17	-	-	dB	-30~+70 °C
	2010 ~ 2070	10	15	-	dB	+25 ± 2 °C
	2070 ~ 2100	25	30	-	dB	
3860 ~ 3980	23	28	-	dB		
VSWR	1930 ~ 1990	-	1.9	2.3	-	
Operating temperature		-30	+25	+85	°C	
Storage temperature		-40	-	+100	°C	

1. Dimensions and Pin assignment of G6CS series



July 11, 2001
Version (1.3)



Pin No.	Pin name	Description
1	IN	Filter 1 input pin
2	GND	Ground pin
3	IN	Filter 2 input pin
4	GND	Ground pin
5	OUT	Filter 2 output pin
6	GND	Ground pin
7	OUT	Filter 1 output pin
8	GND	Ground pin

Filter No.	Passband(MHz)	System
1	1805 ~ 1880	DCS-Rx
2	1930 ~ 1990	PCS-Rx

2. Test condition

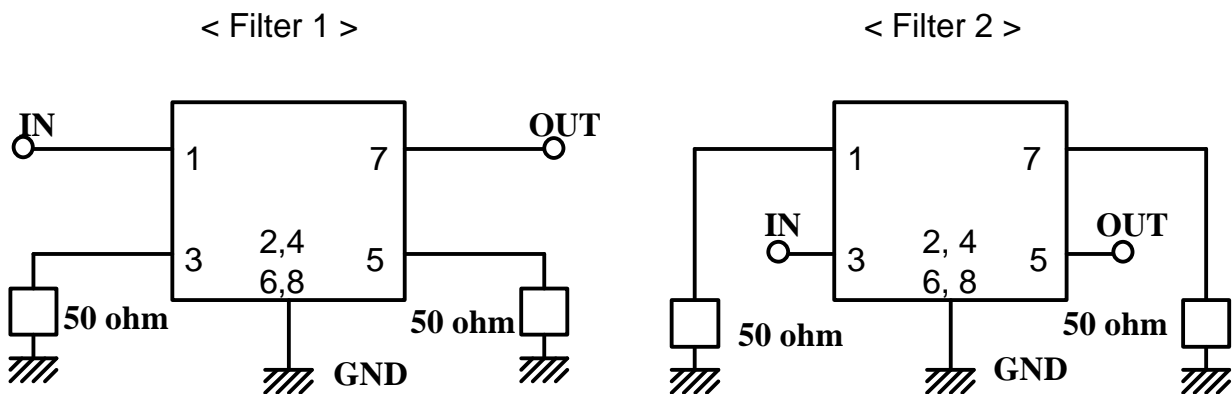


Fig.1

Customer Name	Standard	FUJITSU MEDIA DEVICES LIMITED	
System	DCS/PCS(Rx) Dual SAW Filter	DATE	Mar. 7, 2002
FMD Part Number	FAR-G6CS-1G9600-L251	Version 4.0	

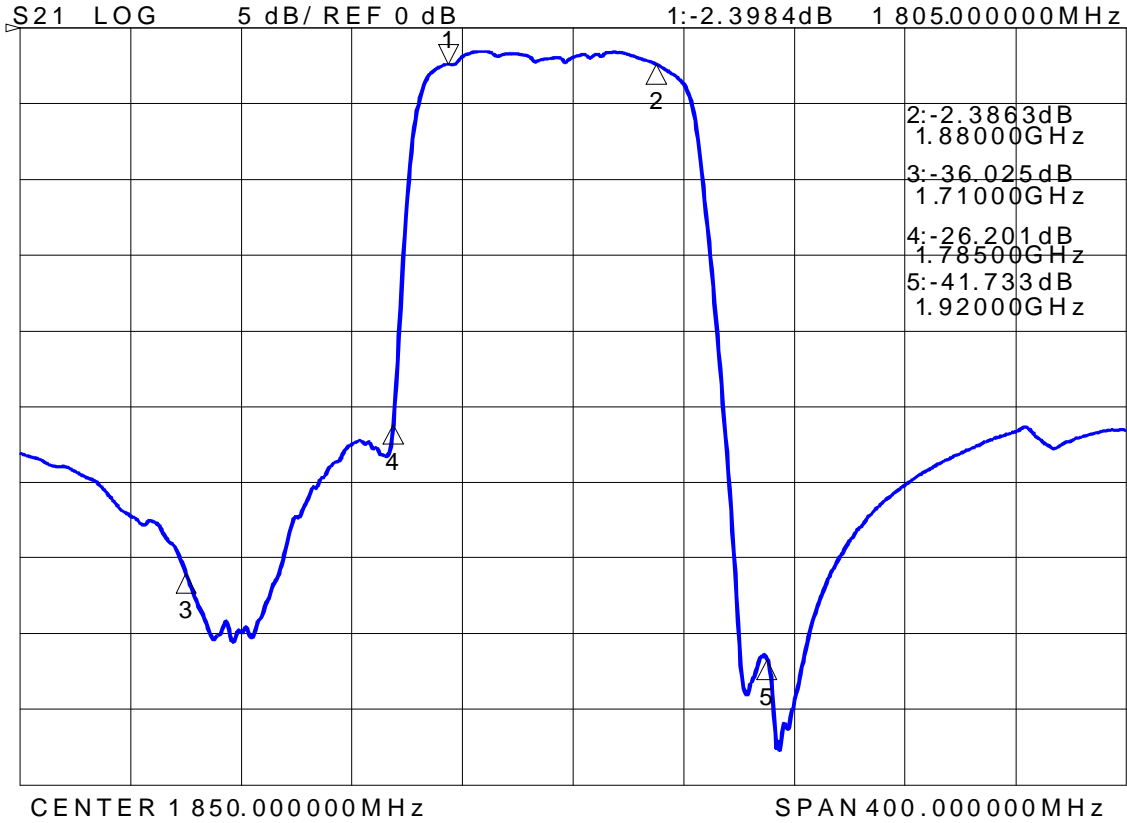


Figure 2-1. Pass-band characteristics of filter 1

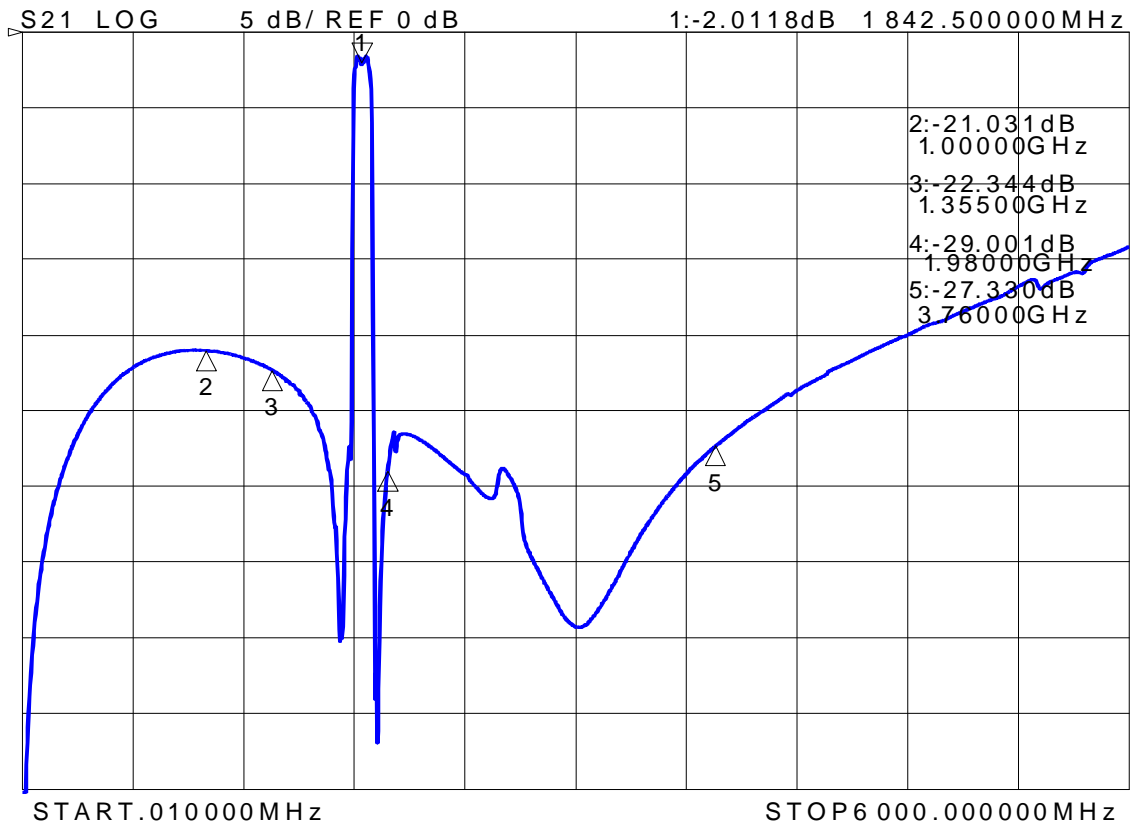


Figure 2-2. Wide-band characteristics of filter 1

Customer Name	Standard	FUJITSU MEDIA DEVICES LIMITED	
System	DCS/PCS(Rx) Dual SAW Filter	DATE	Mar. 7, 2002
FMD Part Number	FAR-G6CS-1G9600-L251	Version 4.0	

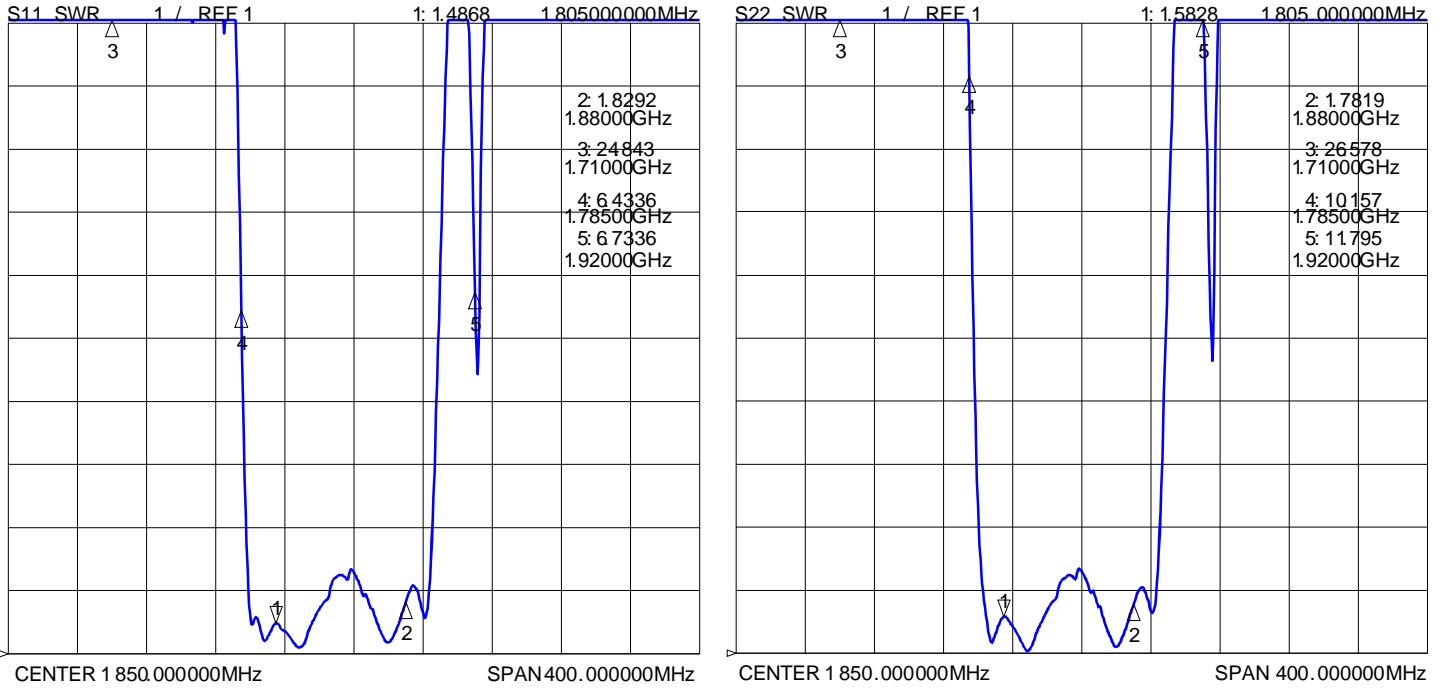


Figure 2-3. VSWR of filter 1

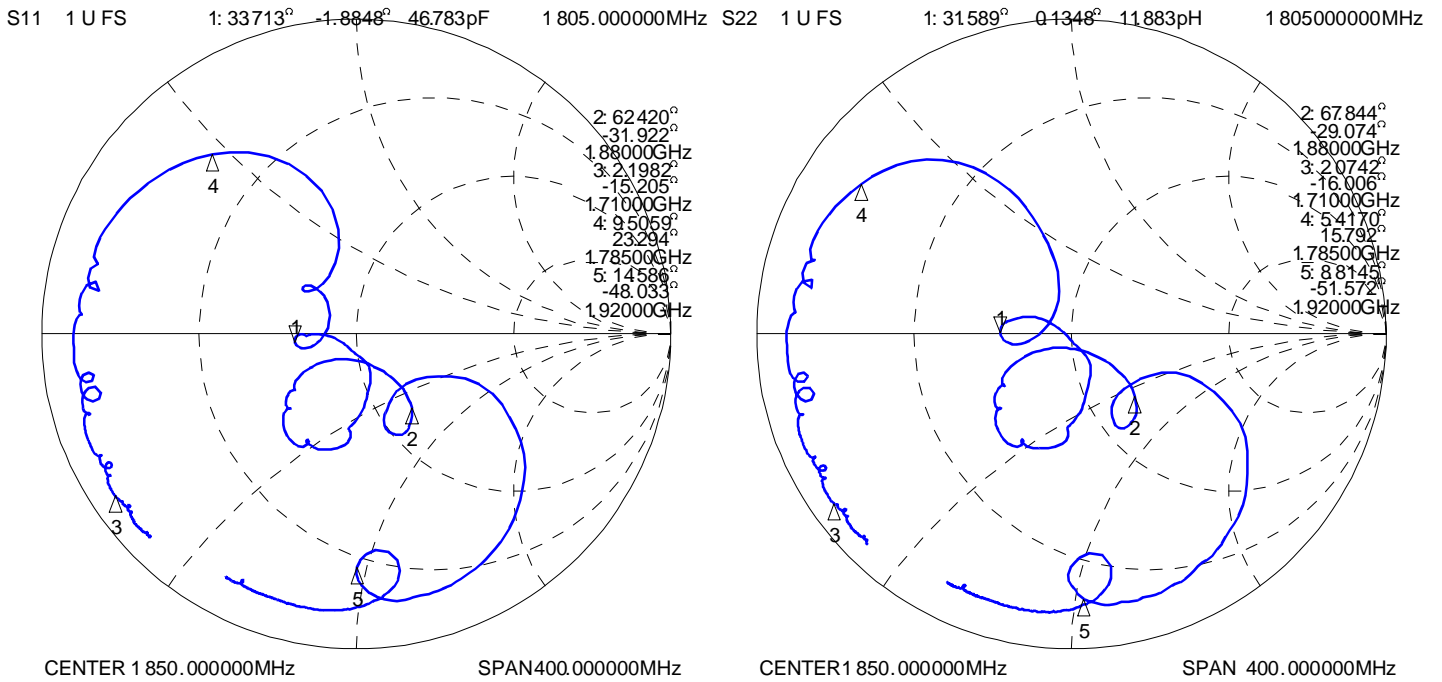


Figure 2-4. Impedance of filter 1

Customer Name	Standard	FUJITSU MEDIA DEVICES LIMITED	
System	DCS/PCS(Rx) Dual SAW Filter	DATE	Mar. 7, 2002
FMD Part Number	FAR-G6CS-1G9600-L251	Version 4.0	

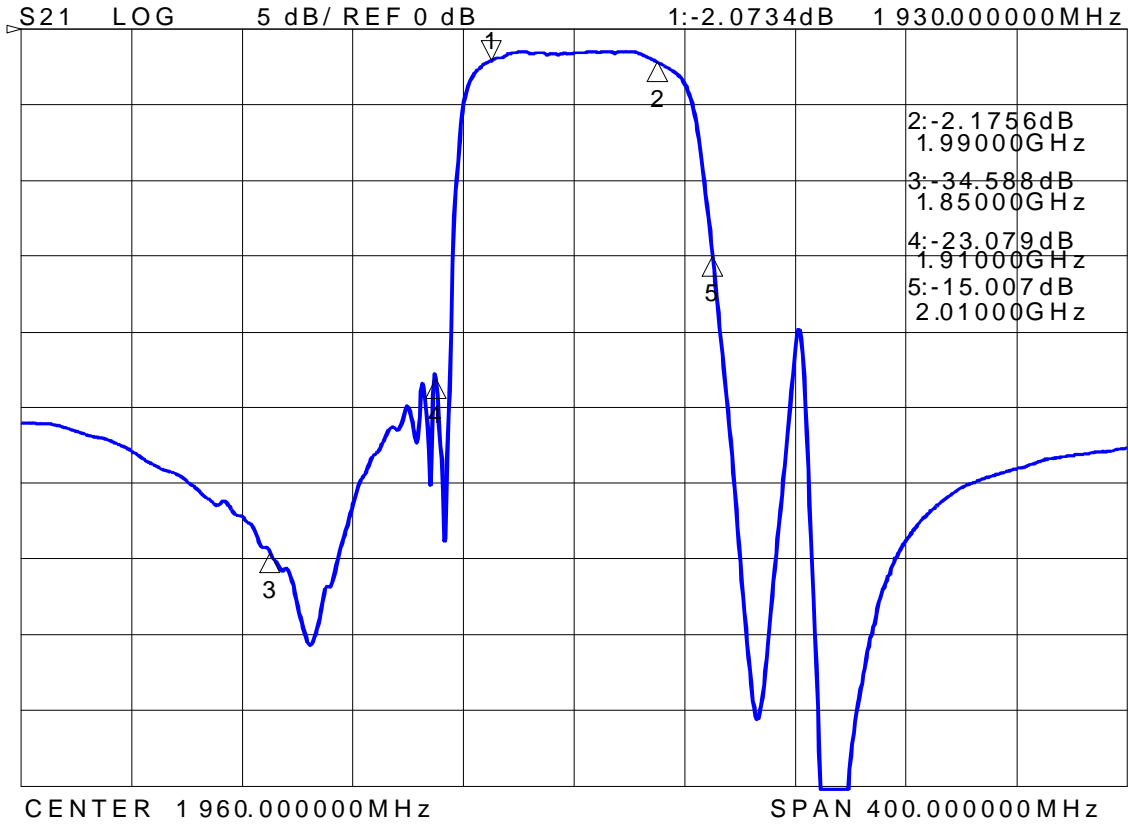


Figure 3-1. Pass-band characteristics of filter 2

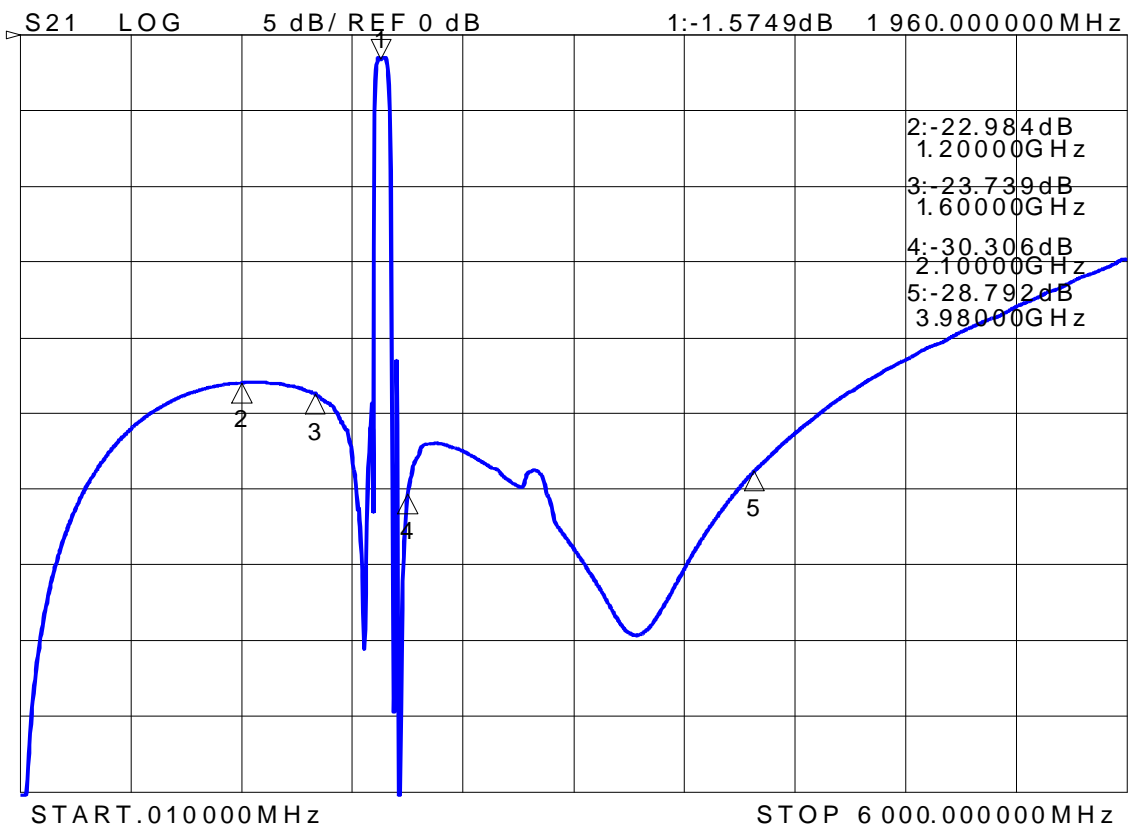


Figure 3-2. Wide-band characteristics of filter 2

Customer Name	Standard	FUJITSU MEDIA DEVICES LIMITED	
System	DCS/PCS(Rx) Dual SAW Filter	DATE	Mar. 7, 2002
FMD Part Number	FAR-G6CS-1G9600-L251	Version 4.0	

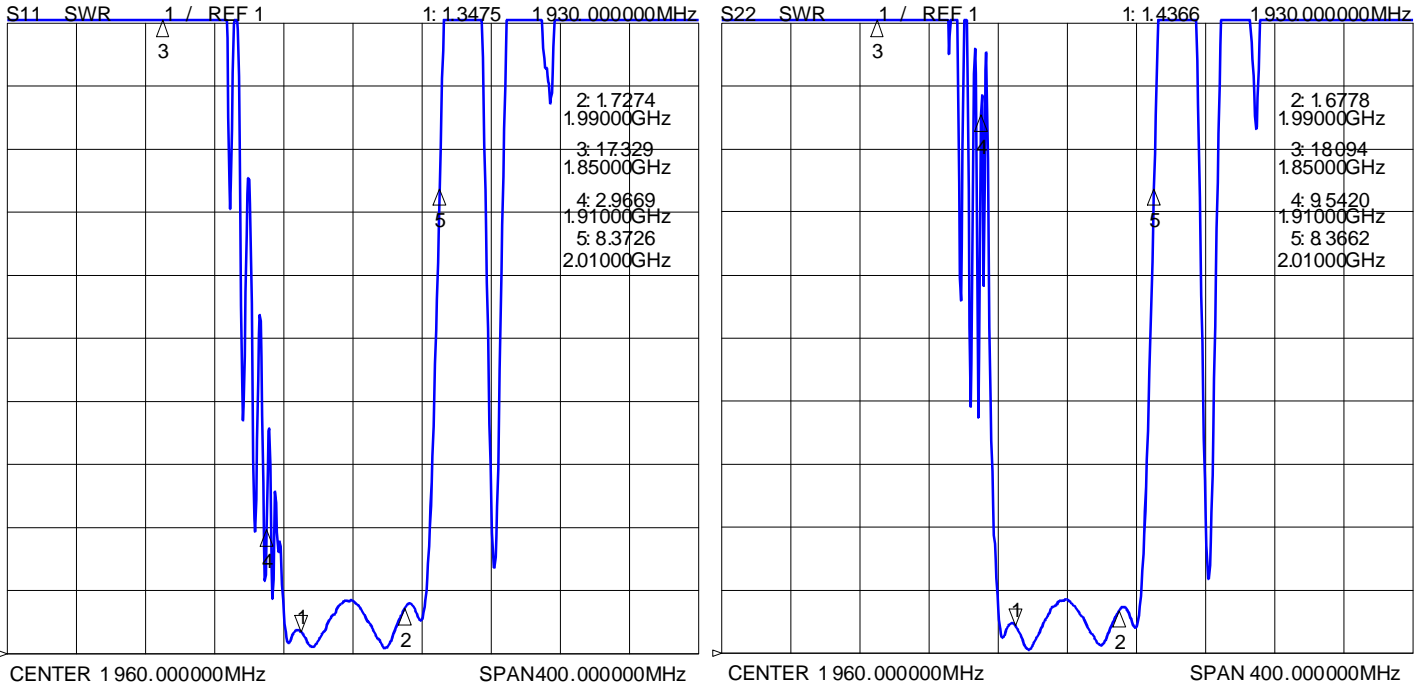


Figure 3-3. VSWR of filter 2

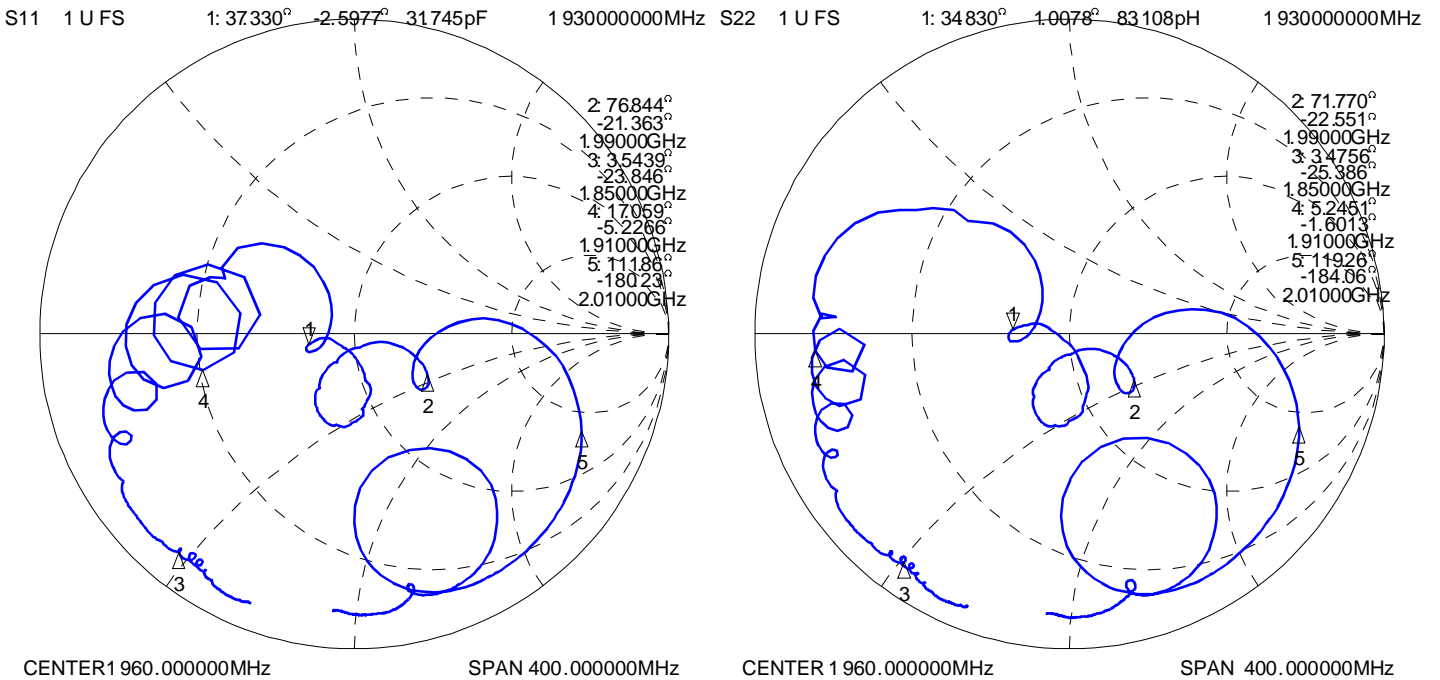


Figure 3-4. Impedance of filter 2