

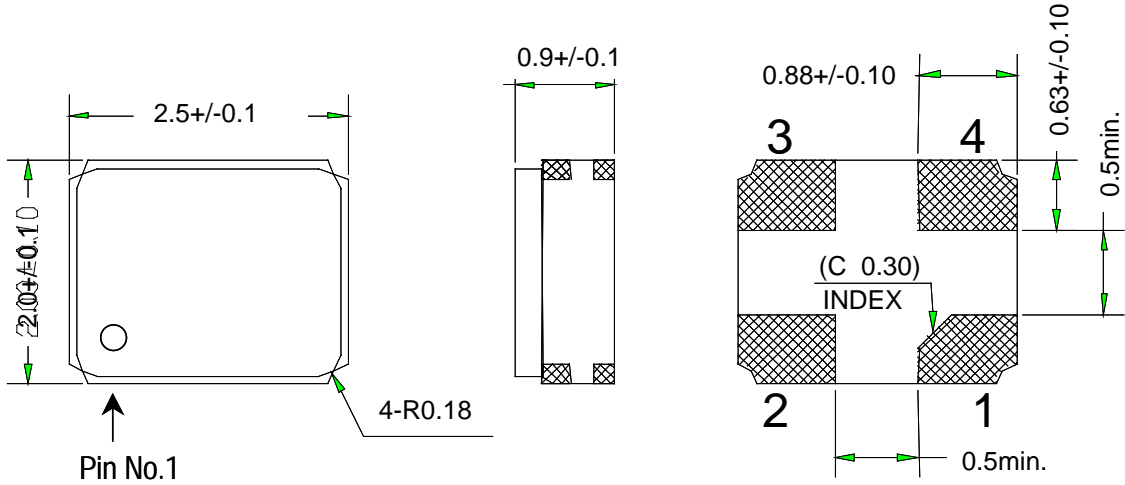
Customer Name	<b>Standard Specification</b>	FUJITSU MEDIA DEVICES LIMITED	
System	PCS-Tx Full band	DATE	March 16, 2004
FMD Part Number	FAR-F6CP-1G8800-L23L	Version 3.3	

**Table 1 Electrical specification**

Passband: 1850 ~ 1910 MHz						
Item	Condition	Specification			Unit	Remarks
		Min.	Typ.	Max.		
Insertion Loss	1850 ~ 1910 MHz	-	2.4	3.5	dB	-30 ~ +85 °C
		-	-	3.3		-10 ~ +60 °C
Ripple	1850 ~ 1910 MHz	-	1.2	2.3	dB	
Absolute Attenuation	D.C. ~ 1770 MHz	22	25	-	dB	
	1770 ~ 1830 MHz	4	11	-	dB	
	1930 ~ 1990 MHz	27	39	-	dB	-30 ~ +85 °C
		30	-	-	dB	-10 ~ +60 °C
	1990 ~ 2500 MHz	20	28	-	dB	
	2500 ~ 4000 MHz	10	14	-	dB	
	4000 ~ 6000 MHz	4	7	-	dB	
VSWR	1850 ~ 1910 MHz	-	1.8	2.3	-	
Input/Output Impedance	Unbalance	50/50			Ohm	
Input Power	1850 ~ 1910 MHz	-	-	+13	dBm	
Operating Temperature		-30 ~ +85			°C	
Device Size		2.5typ. x 2.0typ. x 1.0max.			mm	

Customer Name	<b>Standard Specification</b>	FUJITSU MEDIA DEVICES LIMITED	
System	PCS-Tx Full band	DATE	March 16, 2004
FMD Part Number	FAR-F6CP-1G8800-L23L	Version 3.3	

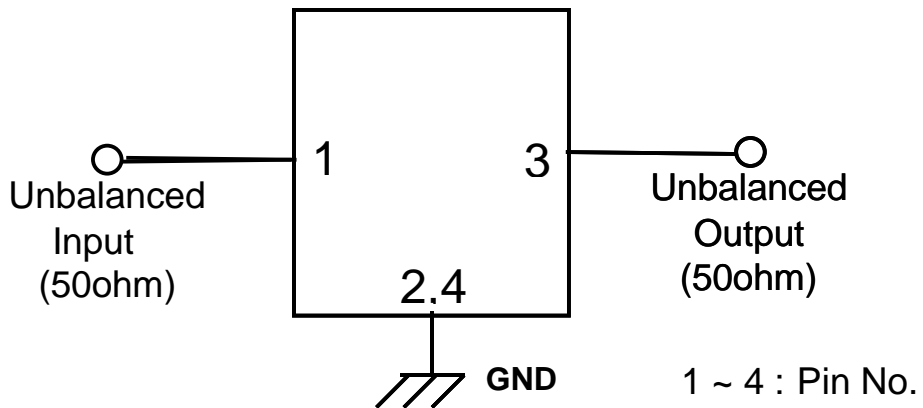
● **Dimensions**



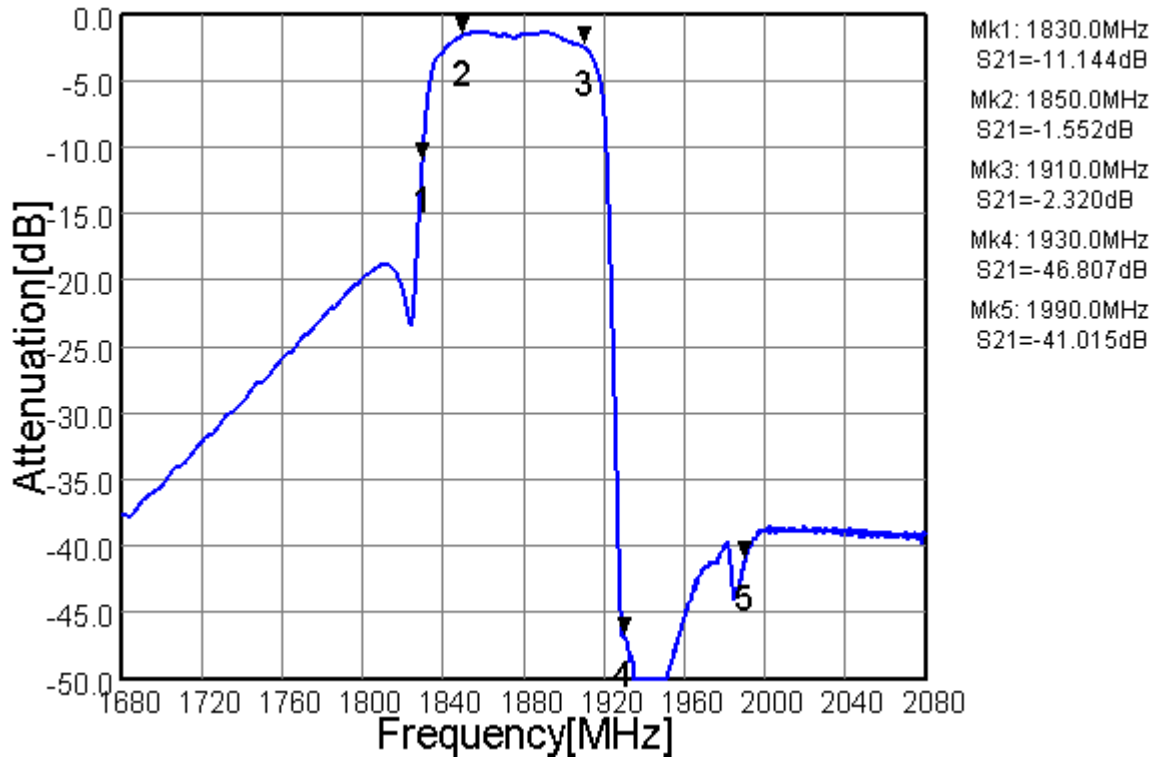
● **Pin Configuration**

Pin No.	Symbol	Function
1	IN	Input
2	GND	Ground
3	OUT	Output
4	GND	Ground

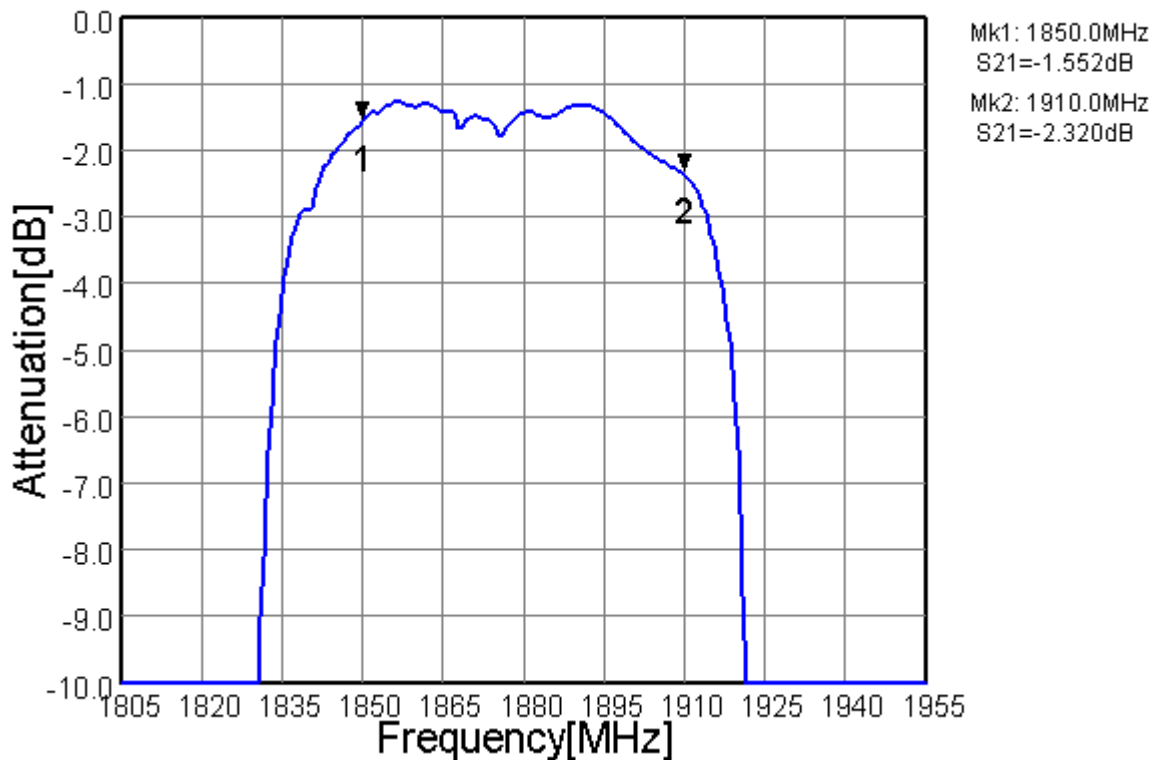
● **Evaluation Circuit**



Customer Name	Standard Specification	FUJITSU MEDIA DEVICES LIMITED	
System	PCS-Tx Full band	DATE	March 16, 2004
FMD Part Number	FAR-F6CP-1G8800-L23L	Version 3.3	



**Fig. 1 Pass-band Characteristics**



**Fig. 2 In-band Characteristics**

Customer Name	Standard Specification	FUJITSU MEDIA DEVICES LIMITED	
System	PCS-Tx Full band	DATE	March 16, 2004
FMD Part Number	FAR-F6CP-1G8800-L23L	Version 3.3	

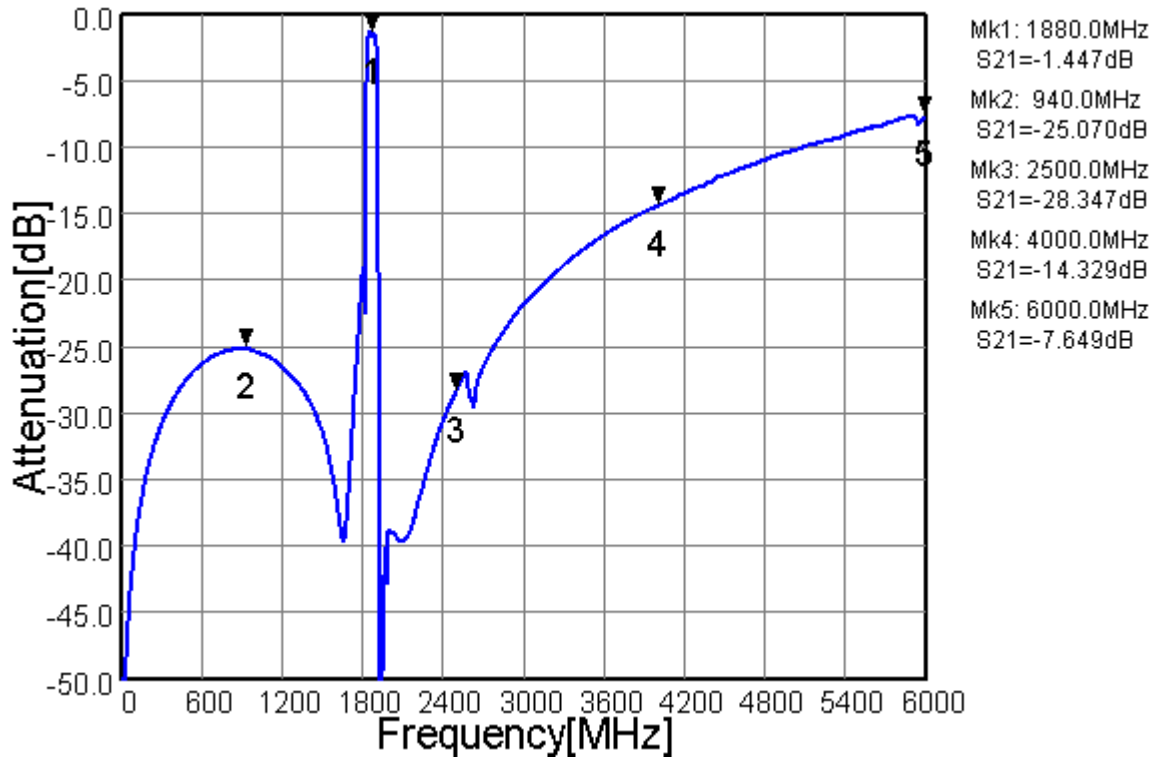


Fig. 3 Wide-band Characteristics

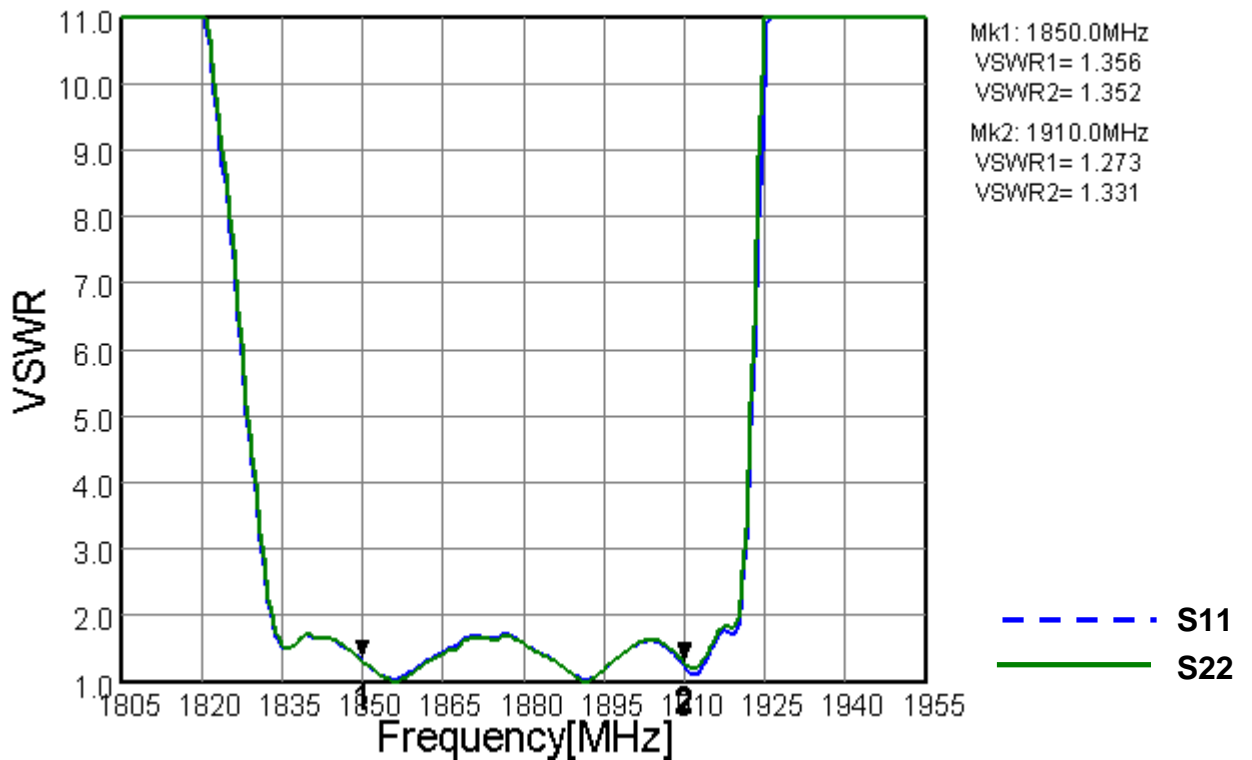
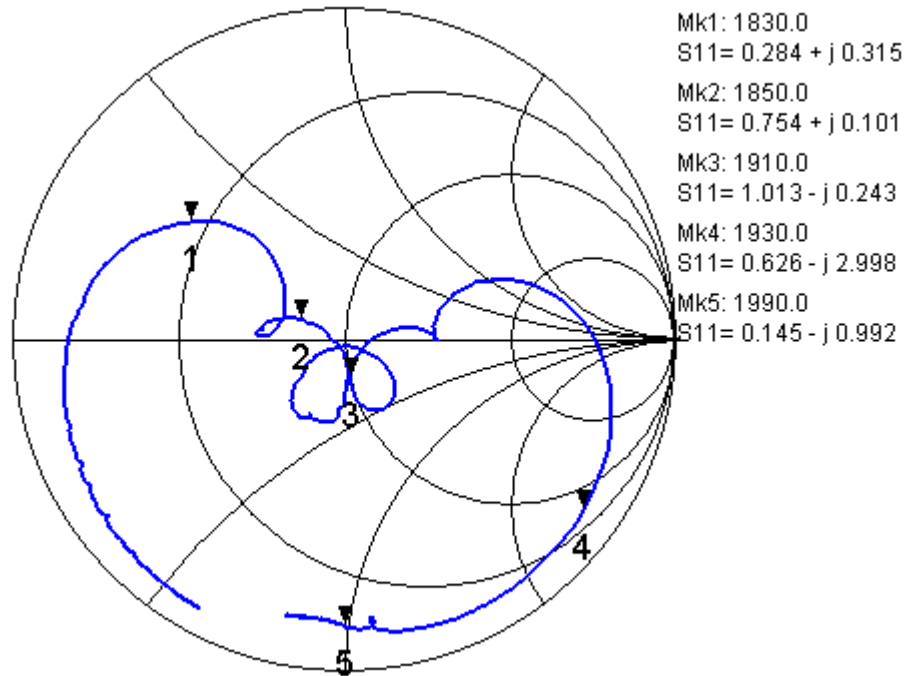
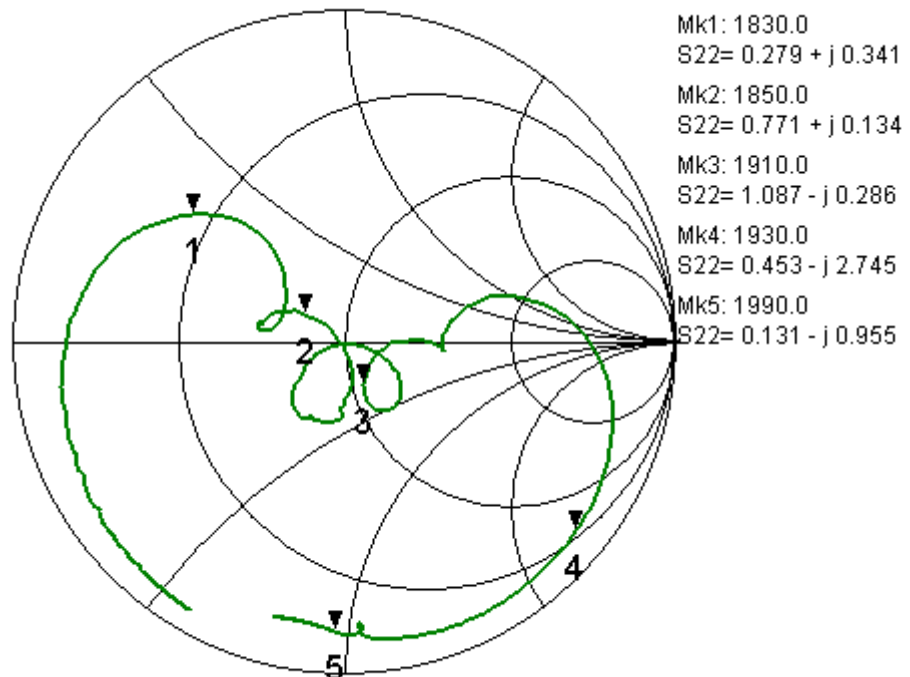


Fig. 4 VSWR

Customer Name	Standard Specification	FUJITSU MEDIA DEVICES LIMITED	
System	PCS-Tx Full band	DATE	March 16, 2004
FMD Part Number	FAR-F6CP-1G8800-L23L	Version 3.3	



**Fig. 5 Impedance (S11)**



**Fig. 6 Impedance (S22)**