

Customer Name	<b>Standard</b>	FUJITSU MEDIA DEVICES LIMITED	
System	EGSM Rx (50/50ohm Unbalance)	DATE	Mar. 13, 2006
FMD Part Number	FAR-F5KA-942M50-D4DD	Version 1.0 d	

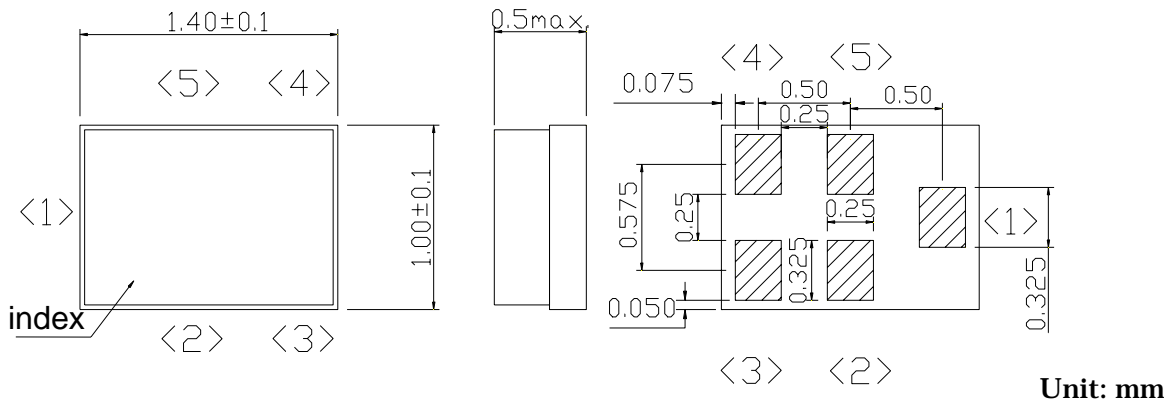
**Table 1. Electrical specifications**

Passband: 925 ~ 960 MHz						
Item	Condition	Specification				Remark
		Min.	Typ.	Max.	Unit	
Insertion Loss	925 - 960 MHz	-	2.0	2.7	dB	
Ripple	925 - 960 MHz	-	0.8	1.4	dB	
Absolute Attenuation	DC - 880 MHz	40	60	-	dB	
	880 - 905 MHz	30	52	-	dB	
	905 - 915 MHz	18	34	-	dB	
	980 - 1025 MHz	24	30	-	dB	
	1025 - 2880 MHz	34	43	-	dB	
	2880 - 6000 MHz	10	18	-	dB	
VSWR(Input)	925 - 960 MHz	-	1.9	2.3		
VSWR(Output)	925 - 960 MHz	-	1.9	2.3		
Input Impedance		50			Ohm	
Output Impedance		50			Ohm	
Device Size	-	1.4typ.x1.0typ.x0.5max.			°C	
Operating temp.	-	-30 ~ +85			°C	

Customer Name	<b>Standard</b>	FUJITSU MEDIA DEVICES LIMITED	
System	EGSM Rx (50/50ohm Unbalance)	DATE	Mar. 13, 2006
FMD Part Number	FAR-F5KA-942M50-D4DD	Version 1.0 d	

**Dimension**

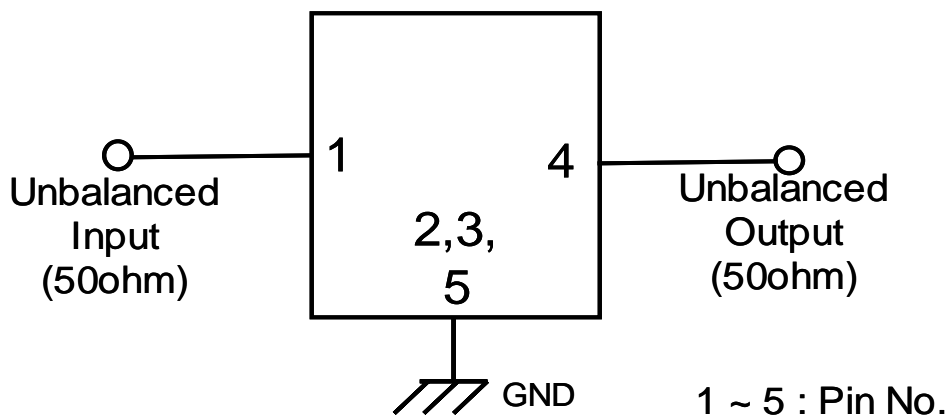
Device size: 1.4mmtyp. x 1.0mmtyp. x 0.5max.



**Pin Configuration**

Pin No.	Symbol	Function
1	IN	Unbalanced pin
2	GND	Ground
3	GND	Ground
4	OUT	Unbalanced pin
5	GND	Ground

**Evaluation Circuit**



Customer Name	Standard	FUJITSU MEDIA DEVICES LIMITED	
System	EGSM Rx (50/50ohm Unbalance)	DATE	Mar. 13, 2006
FMD Part Number	FAR-F5KA-942M50-D4DD	Version 1.0 d	

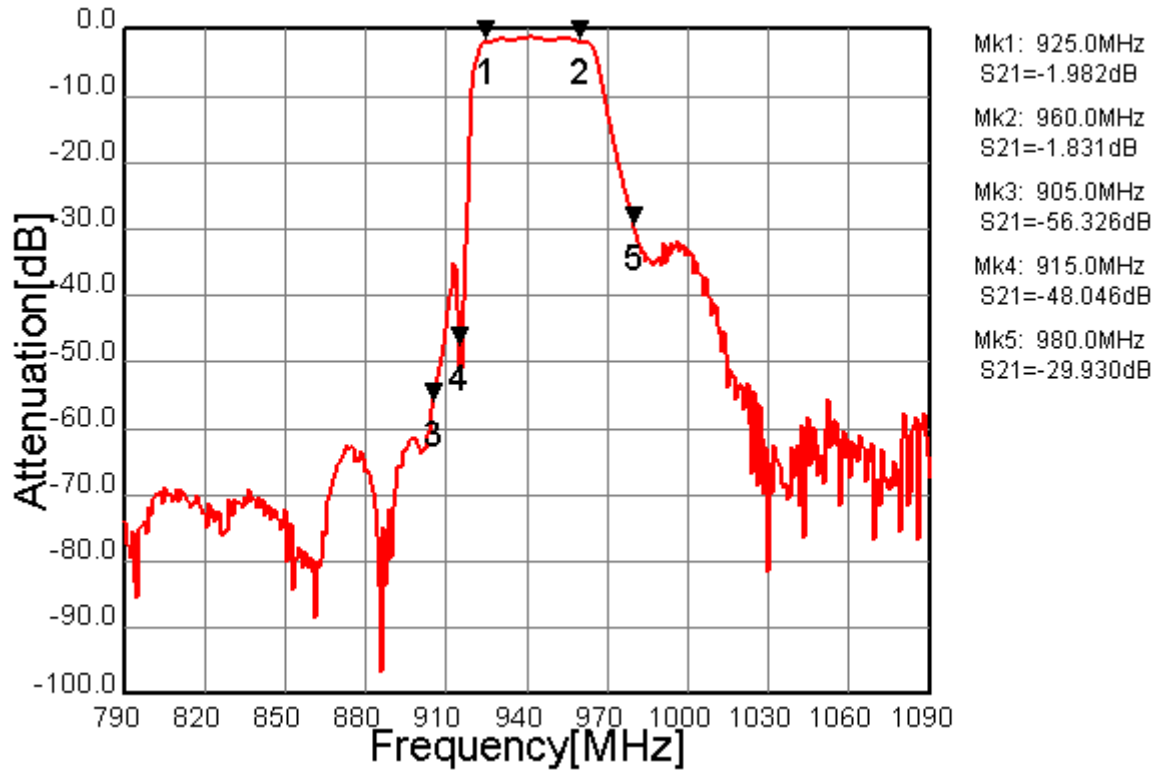


Fig.1 Pass-band Characteristics

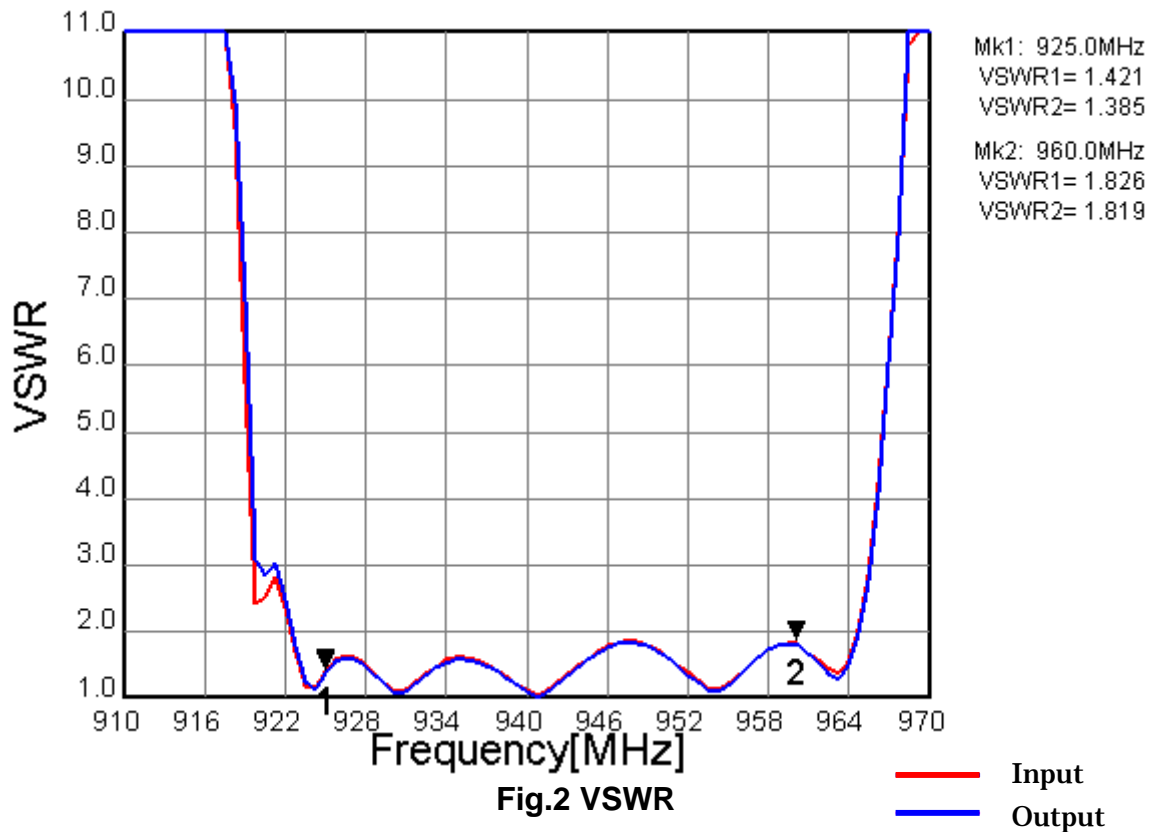
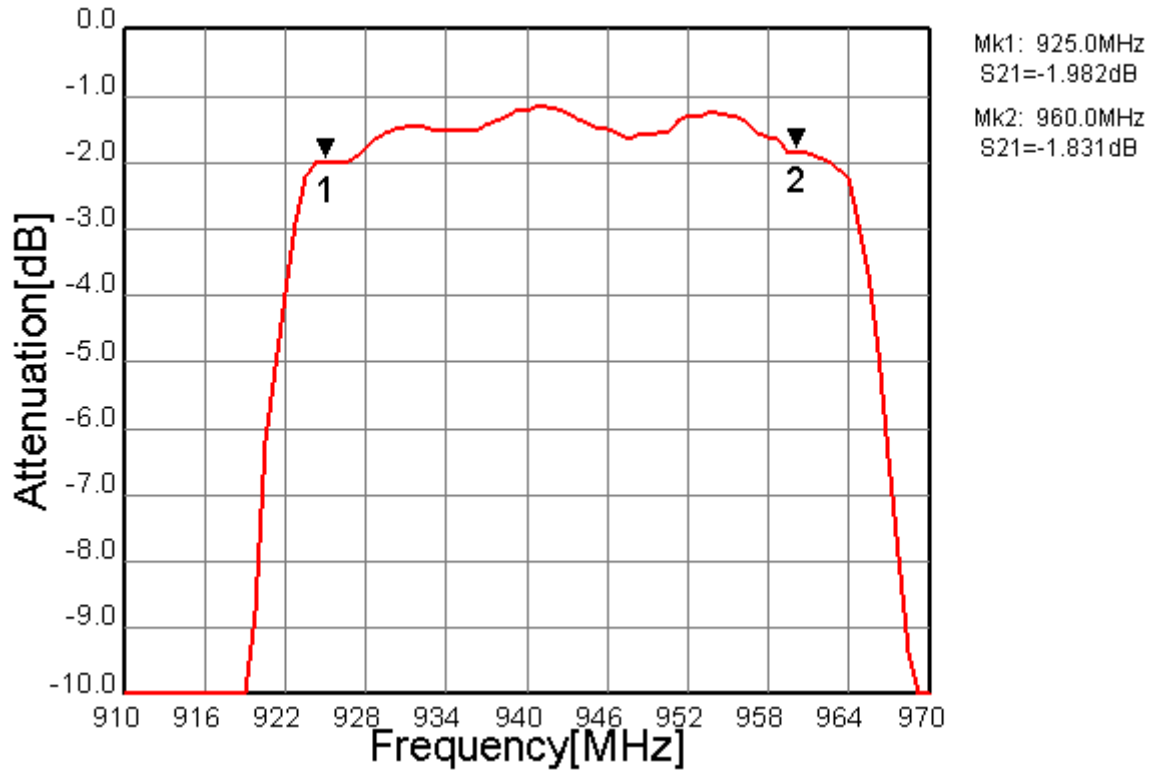
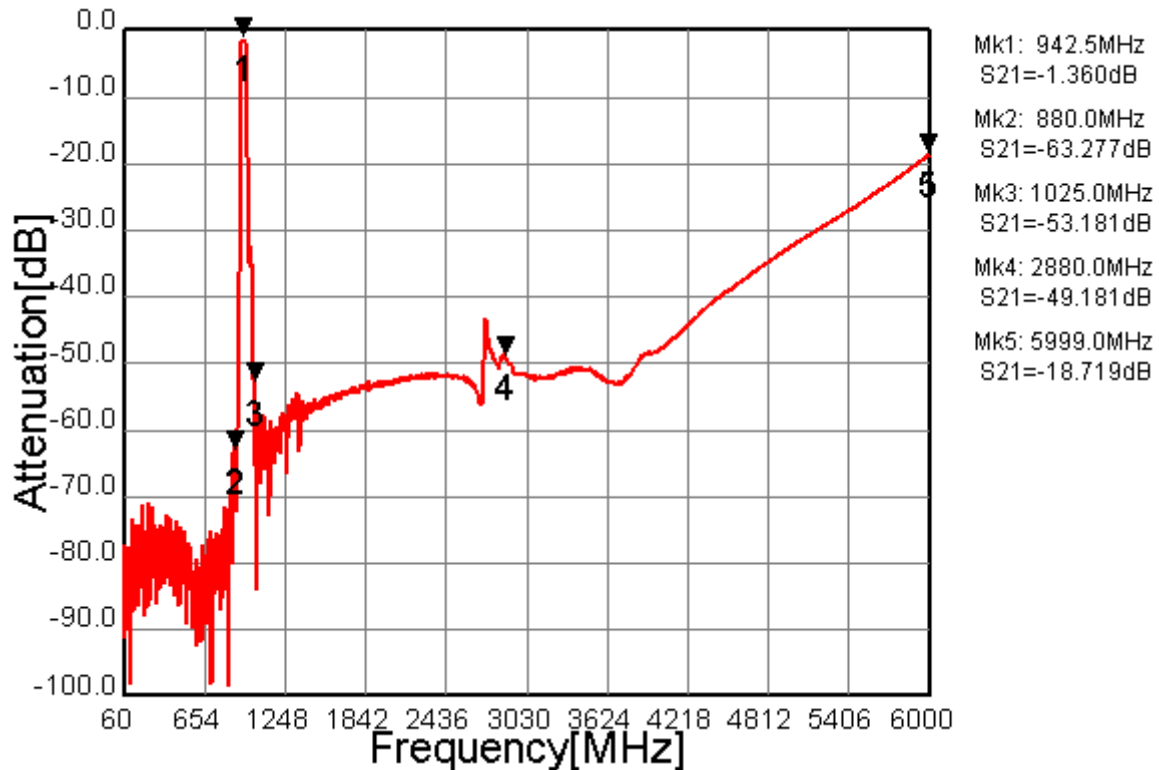


Fig.2 VSWR

Customer Name	<b>Standard</b>	FUJITSU MEDIA DEVICES LIMITED	
System	EGSM Rx (50/50ohm Unbalance)	DATE	Mar. 13, 2006
FMD Part Number	FAR-F5KA-942M50-D4DD	Version 1.0 d	

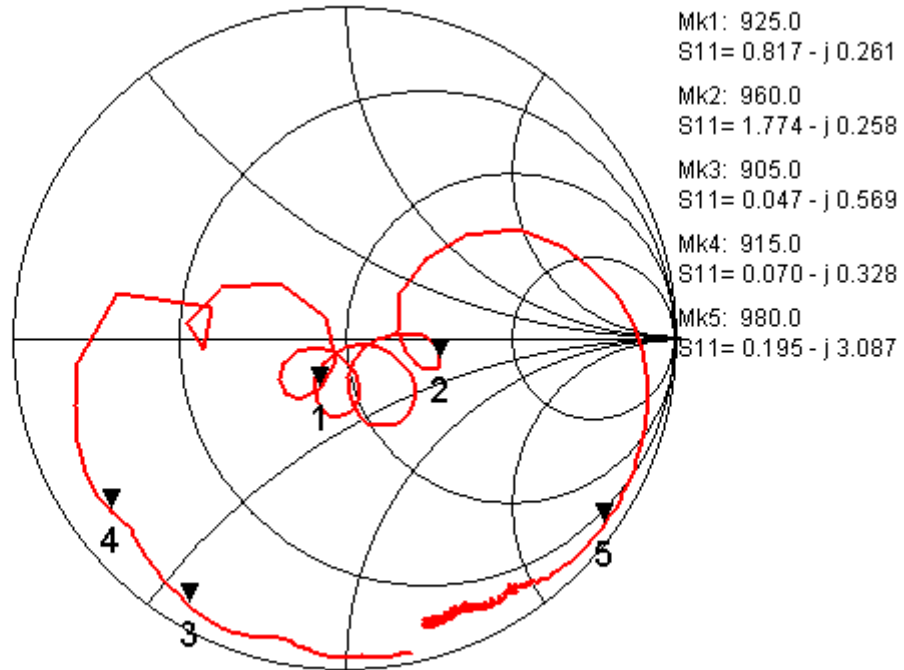


**Fig.3 In-band Characteristics**

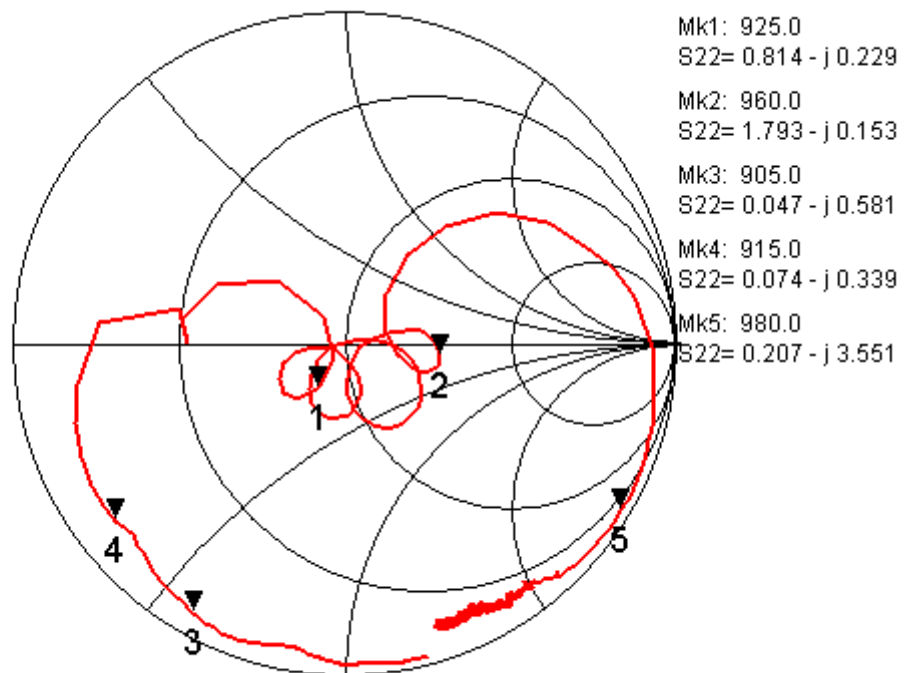


**Fig.4 Wide-band Characteristics**

Customer Name	<b>Standard</b>	FUJITSU MEDIA DEVICES LIMITED	
System	EGSM Rx (50/50ohm Unbalance)	DATE	Mar. 13, 2006
FMD Part Number	FAR-F5KA-942M50-D4DD	Version 1.0 d	



**Fig.5 Input Impedance**



**Fig.6 Output Impedance**