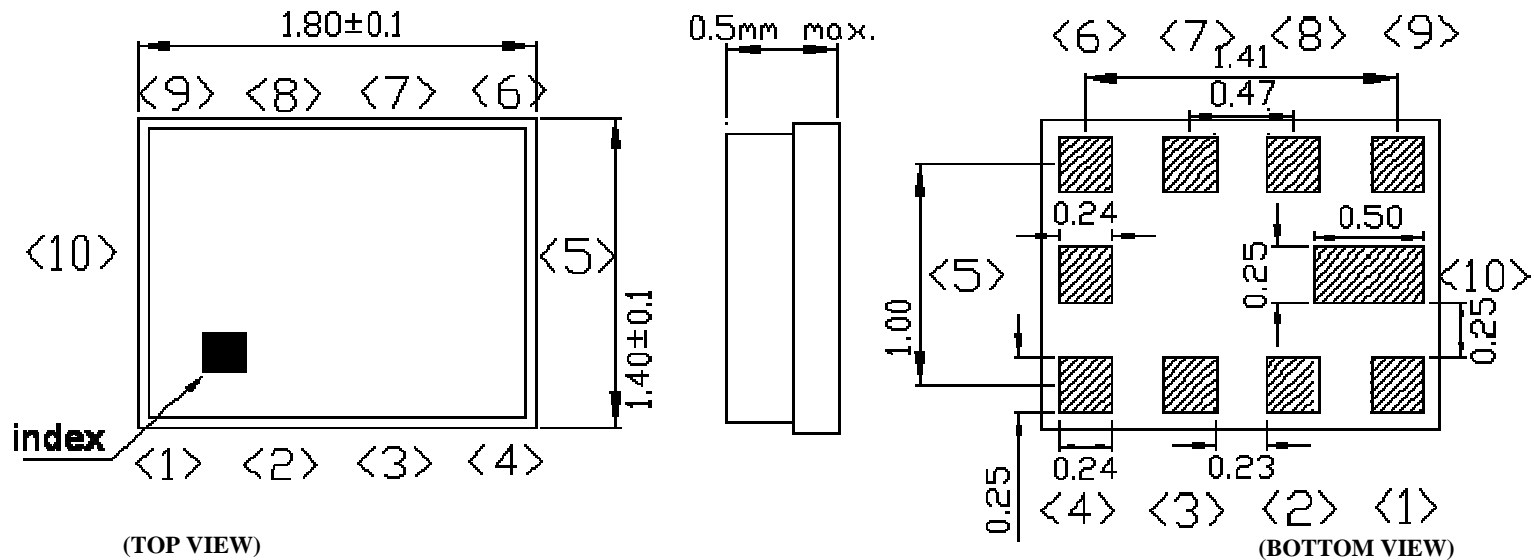


PKG Dimensions for 1814 Dual Filter

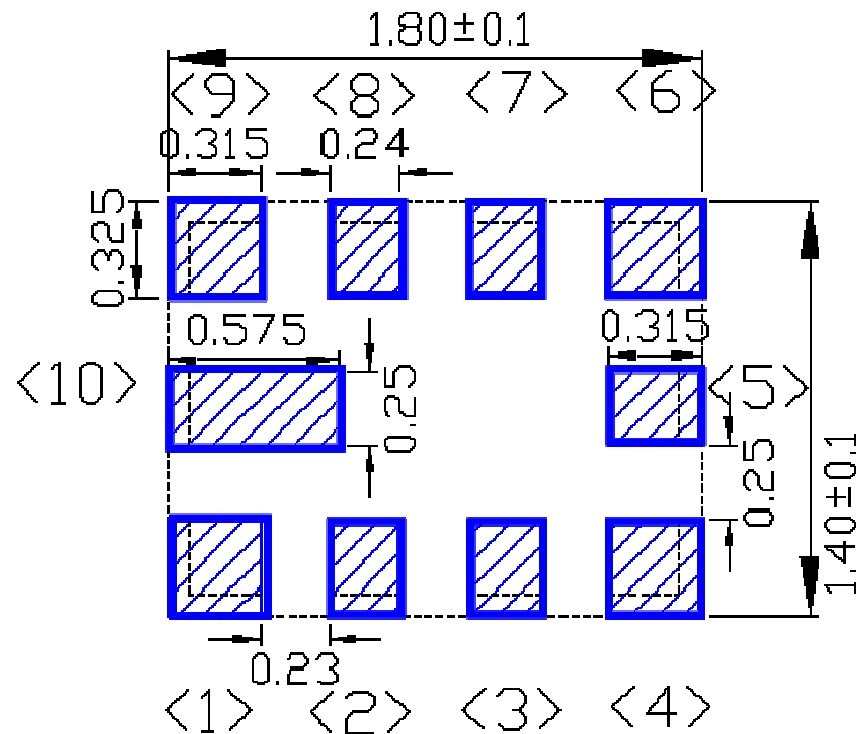
PKG Size : 1.8typ. x 1.4typ. x 0.5max.



[UNIT : mm]

Recommended Footprint Pattern for 1814 Dual Filter

PKG Size : 1.8typ. x 1.4typ. x 0.5max.



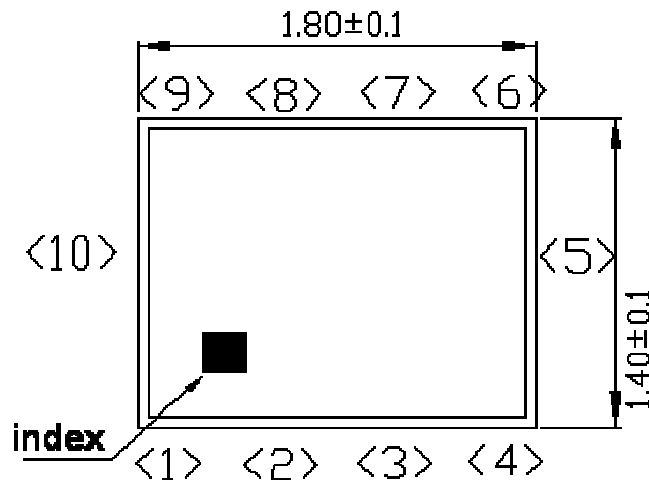
(TOP VIEW)

[UNIT : mm]

Pin Configuration for 1814 Dual Filter (Balanced Filter)

PKG Size : 1.8typ. x 1.4typ. x 0.5max.

Pin Configuration



Pin No.	Pin name	Description
1	IN	Filter1 input pin
2	GND	Ground
3	GND	Ground
4	IN	Filter2 input pin
5	GND	Ground
6	OUT	Filter2 balanced output pin
7	OUT	Filter2 balanced output pin
8	OUT	Filter1 balanced output pin
9	OUT	Filter1 balanced output pin
10	GND	Ground